



SFY  
SFYX  
SFYF  
THTA

SoFi Select 500 ETF  
SoFi Next 500 ETF  
SoFi Social 50 ETF  
SoFi Enhanced Yield ETF  
*each listed on NYSE Arca, Inc.*

## PROSPECTUS

June 27, 2025

The U.S. Securities and Exchange Commission (the “SEC”) has not approved or disapproved of these securities or passed upon the accuracy or adequacy of this Prospectus. Any representation to the contrary is a criminal offense.

## TABLE OF CONTENTS

<a href="#"><u>SoFi Select 500 ETF – Fund Summary</u></a>	1
<a href="#"><u>SoFi Next 500 ETF – Fund Summary</u></a>	7
<a href="#"><u>SoFi Social 50 ETF – Fund Summary</u></a>	13
<a href="#"><u>SoFi Enhanced Yield ETF - Fund Summary</u></a>	19
<a href="#"><u>Additional Information about the Funds</u></a>	26
<a href="#"><u>Portfolio Holdings Information</u></a>	35
<a href="#"><u>Management</u></a>	35
<a href="#"><u>Fund Sponsor</u></a>	37
<a href="#"><u>How to Buy and Sell Shares</u></a>	37
<a href="#"><u>Dividends, Distributions, and Taxes</u></a>	39
<a href="#"><u>Distribution</u></a>	42
<a href="#"><u>Premium/Discount Information</u></a>	42
<a href="#"><u>Additional Notices</u></a>	42
<a href="#"><u>Financial Highlights</u></a>	42

## SoFi Select 500 ETF – FUND SUMMARY

### Investment Objective

The SoFi Select 500 ETF (the “Fund”) seeks to track the performance, before fees and expenses, of the Solactive SoFi US 500 Growth Index (the “Index”).

### Fees and Expenses of the Fund

This table describes the fees and expenses that you may pay if you buy, hold, and sell shares of the Fund (“Shares”). **You may pay other fees, such as brokerage commissions and other fees to financial intermediaries, which are not reflected in the table and Example below.**

<b>Annual Fund Operating Expenses<sup>(1)</sup></b> (expenses that you pay each year as a percentage of the value of your investment)	
Management Fees	0.19%
Distribution and/or Service (12b-1) Fees	0.00%
Other Expenses	0.00%
<b>Total Annual Fund Operating Expenses</b>	<b>0.19%</b>
Less Fee Waiver	(0.14)%
<b>Total Annual Fund Operating Expenses After Fee Waiver<sup>(2)(3)</sup></b>	<b>0.05%</b>

- (1) The Fund’s investment adviser, Tidal Investments LLC (“Tidal” or the “Adviser”), a Tidal Financial Group company, will pay, or require a third-party to pay, all expenses incurred by the Fund (except for advisory fees and sub-advisory fees, as the case may be) excluding interest charges on any borrowings, dividends and other expenses on securities sold short, taxes, brokerage commissions and other expenses incurred in placing orders for the purchase and sale of securities and other investment instruments, acquired fund fees and expenses, accrued deferred tax liability, distribution fees and expenses paid by the Fund under any distribution plan adopted pursuant to Rule 12b-1 under the Investment Company Act of 1940 (the “1940 Act”), and litigation expenses, and other non-routine or extraordinary expenses (collectively, the “Excluded Expenses”).
- (2) The Adviser has contractually agreed to waive a portion of its Management Fees for the Fund until at least June 30, 2026, such that Management Fees do not exceed 0.05% of the Fund’s average daily net assets. This agreement may be terminated only by, or with the consent of, the Board of Trustees of Tidal Trust I (formerly, Tidal ETF Trust) (the “Trust”), on behalf of the Fund, upon sixty (60) days’ written notice to the Adviser. This Agreement may not be terminated by the Adviser without the consent of the Board of Trustees.
- (3) Total Annual Fund Operating Expenses After Fee Waiver do not correlate to the expense ratio in the Fund’s financial highlights because the Adviser was voluntarily waiving the Fund’s full management fee prior to February 1, 2025.

### Expense Example

This Example is intended to help you compare the cost of investing in the Fund with the cost of investing in other funds. The Example assumes that you invest \$10,000 in the Fund for the time periods indicated and then hold or redeem all of your Shares at the end of those periods. The Example also assumes that your investment has a 5% return each year and that the Fund’s operating expenses remain the same. The Example does not take into account brokerage commissions that you may pay on your purchases and sales of Shares. The management fee waiver discussed above is reflected only through June 30, 2026. Although your actual costs may be higher or lower, based on these assumptions your costs would be:

<b>1 Year</b>	<b>3 Years</b>	<b>5 Years</b>	<b>10 Years</b>
\$5	\$47	\$93	\$229

### Portfolio Turnover

The Fund pays transaction costs, such as commissions, when it buys and sells securities (or “turns over” its portfolio). A higher portfolio turnover rate may indicate higher transaction costs and may result in higher taxes when Shares are held in a taxable account. These costs, which are not reflected in total annual fund operating expenses or in the expense example above, affect the Fund’s performance. For the fiscal year ended February 28, 2025, the Fund’s portfolio turnover rate was 29% of the average value of its portfolio.

## Principal Investment Strategies

The Fund uses a “passive management” (or indexing) approach to track the performance, before fees and expenses, of the Index. The Index follows a rules-based methodology (described generally below) that tracks the performance of 500 of the largest U.S.-listed companies weighted based on a proprietary mix of their market capitalization and fundamental factors. The Index is owned and administered by Solactive AG (the “Index Provider”), and the Index Provider partnered with Social Finance, Inc. (“SoFi”) to co-develop the methodology used by the Index to determine the securities included in the Index. SoFi is not involved in the ongoing maintenance of the Index or any discretionary decisions relating to its application, and does not act in the capacity of an index provider. SoFi has licensed certain of its trademarks to the Index Provider for use in connection with the Index.

### *Solactive SoFi US 500 Growth Index*

Construction of the Index begins with the selection of the 500 largest constituents by market capitalization of the Solactive US Broad Market Index, a market capitalization-weighted index that includes equity securities of approximately 3,000 of the largest U.S. companies. This selection is subject to a 20% buffer rule to limit index turnover. The Index may include common stocks and equity interests in real estate investment trusts (“REITs”).

The weight of each Index constituent is initially based on each constituent’s free-float market capitalization and then adjusted upward or downward based on a proprietary composite score calculated based on three growth-oriented fundamental factors of each company: trailing 12-month sales growth, trailing 12-month earnings per share (“EPS”) growth, and 12-month forward-looking EPS growth consensus estimates. For each factor, the scores for all Index constituents are adjusted to account for outliers, and each company’s score is calculated relative to the average score for that factor. The composite score for a company reflects an average of that company’s score for each factor.

The Index is rebalanced and reconstituted semi-annually, effective on the first Wednesday of each May and each November based on data as of the tenth business day prior to the reconstitution date. As of June 1, 2025, the three largest Index constituents and the weights were as follows: NVIDIA Corp.; 11.88%; Microsoft Corp. 5.70%; and Amazon.com Inc. 4.20%.

### *The Fund’s Investment Strategy*

The Fund attempts to invest all, or substantially all, of its assets in the component securities that make up the Index. Under normal circumstances, at least 80% of the Fund’s total assets (exclusive of any collateral held from securities lending) will be invested in the component securities of the Index. The Adviser expects that, over time, the correlation between the Fund’s performance and that of the Index, before fees and expenses, will be 95% or better.

The Fund will generally use a “replication” strategy to achieve its investment objective, meaning it generally will invest in all of the component securities of the Index. However, the Fund may use a “representative sampling” strategy, meaning it may invest in a sample of the securities in the Index whose risk, return and other characteristics closely resemble the risk, return and other characteristics of the Index as a whole, when the Adviser believes it is in the best interests of the Fund (e.g., when replicating the Index involves practical difficulties or substantial costs, an Index constituent becomes temporarily illiquid, unavailable, or less liquid, or as a result of legal restrictions or limitations that apply to the Fund but not to the Index).

The Fund generally may invest up to 20% of its total assets (exclusive of any collateral held from securities lending) in securities or other investments not included in the Index, but which the Adviser believes will help the Fund track the Index. For example, the Fund may invest in securities that are not components of the Index to reflect various corporate actions and other changes to the Index (such as reconstitutions, additions, and deletions).

To the extent the Index concentrates (i.e., holds more than 25% of its total assets in the securities of a particular industry or group of related industries), the Fund will concentrate its investments to approximately the same extent as the Index.

## Principal Investment Risks

The principal risks of investing in the Fund are summarized below. As with any investment, there is a risk that you could lose all or a portion of your investment in the Fund. Some or all of these risks may adversely affect the Fund’s net asset value per share (“NAV”), trading price, yield, total return, and/or ability to meet its objective. For more information about the risks of investing in the Fund, see the section in the Fund’s Prospectus titled “Additional Information About the Funds—Principal Risks of Investing in Each Fund.”

Each risk summarized below is considered a “principal risk” of investing in the Fund, regardless of the order in which it appears.

**Equity Market Risk.** The equity securities held in the Fund's portfolio may experience sudden, unpredictable drops in value or long periods of decline in value. This may occur because of factors that affect securities markets generally or factors affecting specific issuers, industries, or sectors in which the Fund invests. Common stocks, such as those held by the Fund, are generally exposed to greater risk than other types of securities, such as preferred stock and debt obligations, because common stockholders generally have inferior rights to receive payment from issuers.

**General Market Risk.** Economies and financial markets throughout the world are becoming increasingly interconnected, which increases the likelihood that events or conditions in one country or region will adversely impact markets or issuers in other countries or regions. Securities in the Fund's portfolio may underperform in comparison to securities in the general financial markets, a particular financial market, or other asset classes, due to a number of factors, including inflation (or expectations for inflation), interest rates, global demand for particular products or resources, natural disasters or events, pandemic diseases, terrorism, regulatory events, and government controls.

**Sector Risk.** At times the Fund may increase the relative emphasis of its investments in a particular sector or group of industries. The prices of securities of issuers in a particular sector may be more susceptible to fluctuations due to changes in economic or business conditions, government regulations, availability of basic resources or supplies, or other events that affect that industry or sector more than securities of issuers in other industries and sectors. To the extent that the Fund increases the relative emphasis of its investments in a particular industry or sector, the value of Shares may fluctuate in response to events affecting that industry or sector.

- *Technology Sector Risk.* The Fund may invest in companies in the technology sector, and therefore the performance of the Fund could be negatively impacted by events affecting this sector. Market or economic factors impacting technology companies and companies that rely heavily on technological advances could have a significant effect on the value of the Fund's investments. The value of stocks of technology companies and companies that rely heavily on technology is particularly vulnerable to rapid changes in technology product cycles, rapid product obsolescence, government regulation and competition, both domestically and internationally, including competition from foreign competitors with lower production costs. Stocks of technology companies and companies that rely heavily on technology, especially those of smaller, less-seasoned companies, tend to be more volatile than the overall market. Technology companies are heavily dependent on patent and intellectual property rights, the loss or impairment of which may adversely affect profitability.

#### **Market Capitalization Risk.**

- *Large-Capitalization Investing.* The securities of large-capitalization companies may be relatively mature compared to smaller companies and therefore subject to slower growth during times of economic expansion. Large-capitalization companies may also be unable to respond quickly to new competitive challenges, such as changes in technology and consumer tastes.
- *Mid-Capitalization Investing.* The securities of mid-capitalization companies may be more vulnerable to adverse issuer, market, political, or economic developments than securities of large-capitalization companies. The securities of mid-capitalization companies generally trade in lower volumes and are subject to greater and more unpredictable price changes than large-capitalization stocks or the stock market as a whole.

**Models and Data Risk.** The composition of the Index is heavily dependent on proprietary quantitative models as well as information and data supplied by third parties ("Models and Data"). When Models and Data prove to be incorrect or incomplete, any decisions made in reliance thereon may lead to the inclusion or exclusion of securities from the Index universe that would have been excluded or included had the Models and Data been correct and complete. If the composition of the Index reflects such errors, the Fund's portfolio can be expected to also reflect the errors.

**Passive Investment Risk.** The Fund invests in the securities included in, or representative of, its Index regardless of their investment merit. The Fund does not attempt to outperform its Index or take defensive positions in declining markets. As a result, the Fund's performance may be adversely affected by a general decline in the market segments relating to its Index.

**REIT Risk.** Through its investments in REITs, the Fund is subject to the risks of investing in the real estate market, including decreases in property revenues, increases in interest rates, increases in property taxes and operating expenses, legal and regulatory changes, a lack of credit or capital, defaults by borrowers or tenants, environmental problems and natural disasters.

REITs are subject to additional risks, including those related to adverse governmental actions; declines in property value and the real estate market; the potential failure to qualify for tax-free pass through of income; and exemption from registration as an investment company. REITs are dependent upon specialized management skills and may invest in relatively few properties, a small geographic area, or a small number of property types. As a result, investments in REITs may be volatile. To the extent the Fund invests in REITs concentrated in specific geographic areas or property types, the Fund may be subject to a greater loss as a result of adverse developments affecting such area or property types. REITs are pooled investment vehicles with their own fees and expenses and the Fund will indirectly bear a proportionate share of those fees and expenses.

**Recent Market Events Risk.** U.S. and international markets have experienced and may continue to experience significant periods of volatility in recent years and months due to a number of economic, political and global macro factors including uncertainty regarding inflation and central banks' interest rate changes, the possibility of a national or global recession, trade tensions and tariffs, political events, armed conflict, war, and geopolitical conflict. These developments, as well as other events, could result in further market volatility and negatively affect financial asset prices, the liquidity of certain securities and the normal operations of securities exchanges and other markets, despite efforts to address market disruptions.

**Concentration Risk.** The Fund's investments will be concentrated in an industry or group of industries to the extent the Index is so concentrated. In such event, the value of Shares may rise and fall more than the value of shares that invest in securities of companies in a broader range of industries.

#### **ETF Risk.**

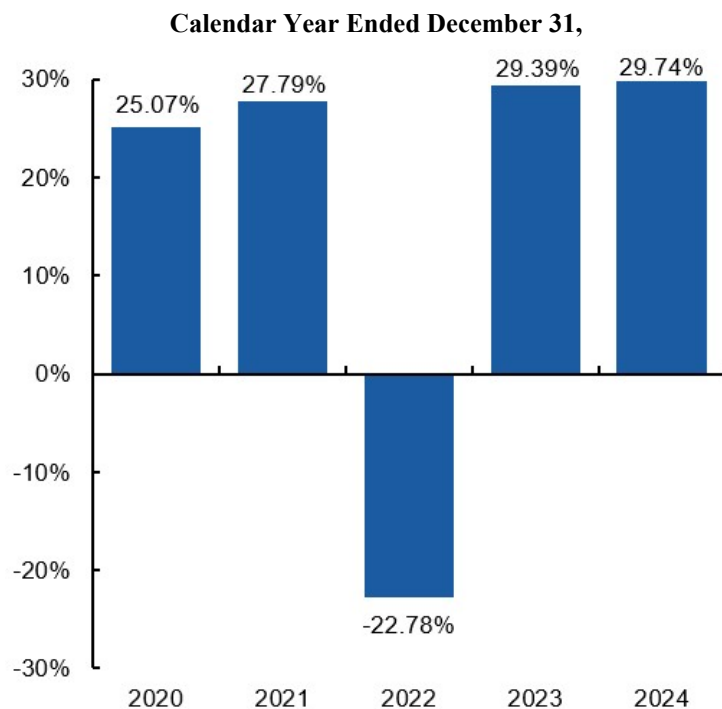
- *Authorized Participants, Market Makers, and Liquidity Providers Concentration Risk.* The Fund has a limited number of financial institutions that are authorized to purchase and redeem Shares directly from the Fund (known as "Authorized Participants" or "APs"). In addition, there may be a limited number of market makers and/or liquidity providers in the marketplace. To the extent either of the following events occur, Shares may trade at a material discount to NAV and possibly face delisting: (i) APs exit the business or otherwise become unable to process creation and/or redemption orders and no other APs step forward to perform these services; or (ii) market makers and/or liquidity providers exit the business or significantly reduce their business activities and no other entities step forward to perform their functions.
- *Costs of Buying or Selling Shares.* Due to the costs of buying or selling Shares, including brokerage commissions imposed by brokers and bid-ask spreads, frequent trading of Shares may significantly reduce investment results and an investment in Shares may not be advisable for investors who anticipate regularly making small investments.
- *Shares May Trade at Prices Other Than NAV.* As with all ETFs, Shares may be bought and sold in the secondary market at market prices. Although it is expected that the market price of Shares will approximate the Fund's NAV, there may be times when the market price of Shares is more than the NAV intra-day (premium) or less than the NAV intra-day (discount) due to supply and demand of Shares or during periods of market volatility. This risk is heightened in times of market volatility, periods of steep market declines, and periods when there is limited trading activity for Shares in the secondary market, in which case such premiums or discounts may be significant.
- *Trading.* Although Shares are listed on a national securities exchange, such as NYSE Arca, Inc. (the "Exchange"), and may be traded on U.S. exchanges other than the Exchange, there can be no assurance that Shares will trade with any volume, or at all, on any stock exchange. In stressed market conditions, the liquidity of Shares may begin to mirror the liquidity of the Fund's underlying portfolio holdings, which can be significantly less liquid than Shares. Also, in stressed market conditions, the market for Shares may become less liquid in response to deteriorating liquidity in the markets for the Fund's underlying portfolio holdings. These adverse effect on liquidity for Shares, in turn, could lead to wider bid/ask spreads and differences between the market price of Shares and the underlying value of those Shares.

**Index ETF Risk.** The Fund’s strategy is linked to an Index maintained by the Index Provider that exercises complete control over the Index. Neither the Adviser nor the Index Provider is able to guarantee the continuous availability or timeliness of the production of the Index. There is no assurance that the Index Provider, or any agents that act on its behalf, will compile the Index accurately, or that the Index will be determined, maintained, constructed, reconstituted, rebalanced, composed, calculated or disseminated accurately. The Adviser relies upon the Index Provider and its agents to compile, determine, maintain, construct, reconstitute, rebalance, compose, calculate (or arrange for an agent to calculate), and disseminate the Index accurately. The Index Provider may delay or add a rebalance date, which may adversely impact the performance of the Fund and its correlation to the Index. In addition, there is no guarantee that the methodology used by the Index Provider to identify constituents for the Index will achieve its intended result or positive performance. The Index may not reflect all companies meeting the Index’s eligibility criteria if certain characteristics of a company are not known at the time the Index is composed or reconstituted. The calculation and dissemination of the Index values may be delayed if the information technology or other facilities of the Index Provider, calculation agent, data providers and/or relevant stock exchange malfunction for any reason. A significant delay may cause trading in shares of the Fund to be suspended. Errors in Index data, computation and/or the construction in accordance with its methodology may occur from time to time and may not be identified and corrected by the Index Provider, calculation agent or other applicable party for a period of time or at all, which may have an adverse impact on the Fund and its shareholders. Any losses or costs associated with errors made by the Index Provider or its agents generally will be borne by the Fund and its shareholders.

**Tracking Error Risk.** As with all index funds, the performance of the Fund and its Index may differ from each other for a variety of reasons. For example, the Fund incurs operating expenses and portfolio transaction costs not incurred by the Index. In addition, the Fund may not be fully invested in the securities of the Index at all times or may hold securities not included in the Index. The use of sampling techniques may affect the Fund’s ability to achieve close correlation with its Index. The Fund may use a representative sampling strategy to achieve its investment objective, if the Adviser believes it is in the best interests of the Fund, which generally can be expected to produce a greater non-correlation risk.

## Performance

The following performance information provides some indication of the risks of investing in the Fund by showing changes in the Fund’s performance over time. The bar chart shows the annual returns for the Fund from year to year. The table illustrates how the Fund’s average annual total returns for the 1-year, 5-year and since inception periods compare with those of the Index and a broad measure of market performance. The Fund’s past performance, before and after taxes, does not necessarily indicate how it will perform in the future. Updated performance information is available on the Fund’s website at [www.sofi.com/invest/etfs/sfy/](http://www.sofi.com/invest/etfs/sfy/).



The Fund’s calendar year-to-date return as of March 31, 2025 was -6.26%.

During the period of time shown in the bar chart, the Fund's highest quarterly return was 22.90% for the quarter ended June 30, 2020 and the lowest quarterly return was -19.02% for the quarter ended June 30, 2022.

### Average Annual Total Returns For the Periods Ended December 31, 2024

	1 Year	5 Year	Since Inception (April 10, 2019)
Return Before Taxes	29.74%	15.68%	16.02%
Return After Taxes on Distributions	29.41%	15.32%	15.65%
Return After Taxes on Distributions and Sale of Fund Shares	17.80%	12.57%	12.97%
<b>Solactive SoFi US 500 Growth Index</b> (reflects no deduction for fees, expenses, or taxes)	29.75%	15.70%	16.04%
<b>S&amp;P 500® Total Return Index</b> (reflects no deduction for fees, expenses, or taxes)	25.02%	14.53%	15.08%

After-tax returns are calculated using the historical highest individual federal marginal income tax rates during the period covered by the table above and do not reflect the impact of state and local taxes. Actual after-tax returns depend on an investor's tax situation and may differ from those shown. After-tax returns shown are not relevant to investors who hold their Shares through tax-deferred such as an individual retirement arrangements ("IRA"), or other tax-advantaged accounts.

### Management

*Investment Adviser:* Tidal Investments LLC, a Tidal Financial Group company, serves as investment adviser to the Fund.

*Portfolio Manager:* Charles A. Ragauss, CFA, Portfolio Manager for the Adviser, is responsible for the day-to-day management of the Fund and has been the Fund's portfolio manager since its inception in 2019.

CFA® is a registered trademark owned by the CFA Institute.

### Purchase and Sale of Shares

The Fund issues and redeems Shares at NAV only in large blocks known as "Creation Units," which only APs (typically, broker-dealers) may purchase or redeem. The Fund generally issues and redeems Creation Units in exchange for a portfolio of securities (the "Deposit Securities") and/or a designated amount of U.S. cash.

Shares are listed on a national securities exchange, such as the Exchange, and individual Shares may only be bought and sold in the secondary market through brokers at market prices, rather than NAV. Because Shares trade at market prices rather than NAV, Shares may trade at a price greater than NAV (premium) or less than NAV (discount).

An investor may incur costs attributable to the difference between the highest price a buyer is willing to pay to purchase Shares (the "bid" price) and the lowest price a seller is willing to accept for Shares (the "ask" price) when buying or selling Shares in the secondary market. This difference in bid and ask prices is often referred to as the "bid-ask spread."

Recent information regarding the Fund's NAV, market price, how often Shares traded on the Exchange at a premium or discount, and bid-ask spreads can be found on the Fund's website at [www.sofi.com/invest/etfs/sfy](http://www.sofi.com/invest/etfs/sfy).

### Tax Information

Fund distributions are generally taxable to shareholders as ordinary income, qualified dividend income, or capital gains (or a combination), unless an investment is in an IRA or other tax-advantaged account. Distributions on investments made through tax-deferred arrangements may be taxed later upon withdrawal of assets from those accounts.



## Financial Intermediary Compensation

If you purchase Shares through a broker-dealer or other financial intermediary (such as a bank) (an “Intermediary”), the Adviser or its affiliates may pay Intermediaries for certain activities related to the Fund, including participation in activities that are designed to make Intermediaries more knowledgeable about exchange-traded products, including the Fund, or for other activities, such as marketing, educational training, or other initiatives related to the sale or promotion of Shares. These payments may create a conflict of interest by influencing the Intermediary and your salesperson to recommend the Fund over another investment. Any such arrangements do not result in increased Fund expenses. Ask your salesperson or visit the Intermediary’s website for more information.

## SoFi Next 500 ETF – FUND SUMMARY

### Investment Objective

The SoFi Next 500 ETF (the “Fund”) seeks to track the performance, before fees and expenses, of the Solactive SoFi US Next 500 Growth Index (the “Index”).

### Fees and Expenses of the Fund

This table describes the fees and expenses that you may pay if you buy, hold, and sell shares of the Fund (“Shares”). **You may pay other fees, such as brokerage commissions and other fees to financial intermediaries, which are not reflected in the table and Example below.**

<b>Annual Fund Operating Expenses<sup>(1)</sup></b> (expenses that you pay each year as a percentage of the value of your investment)	
Management Fees	0.19%
Distribution and/or Service (12b-1) Fees	0.00%
Other Expenses	0.00%
<b>Total Annual Fund Operating Expenses</b>	<b>0.19%</b>
Less Fee Waiver	(0.13)%
<b>Total Annual Fund Operating Expenses After Fee Waiver<sup>(2)(3)</sup></b>	<b>0.06%</b>

- <sup>(1)</sup> The Fund’s investment adviser, Tidal Investments LLC (“Tidal” or the “Adviser”), a Tidal Financial Group company, will pay, or require a third-party to pay, all expenses incurred by the Fund (except for advisory fees and sub-advisory fees, as the case may be) excluding interest charges on any borrowings, dividends and other expenses on securities sold short, taxes, brokerage commissions and other expenses incurred in placing orders for the purchase and sale of securities and other investment instruments, acquired fund fees and expenses, accrued deferred tax liability, distribution fees and expenses paid by the Fund under any distribution plan adopted pursuant to Rule 12b-1 under the Investment Company Act of 1940 (the “1940 Act”), and litigation expenses, and other non-routine or extraordinary expenses (collectively, the “Excluded Expenses”).
- <sup>(2)</sup> The Adviser has contractually agreed to waive a portion of its Management Fees for the Fund until at least June 30, 2026, such that Management Fees do not exceed 0.06% of the Fund’s average daily net assets. This agreement may be terminated only by, or with the consent of, the Board of Trustees of Tidal Trust I (formerly, Tidal ETF Trust) (the “Trust”), on behalf of the Fund, upon sixty (60) days’ written notice to the Adviser. This Agreement may not be terminated by the Adviser without the consent of the Board of Trustees.
- <sup>(3)</sup> Total Annual Fund Operating Expenses After Fee Waiver do not correlate to the expense ratio in the Fund’s financial highlights because the Adviser was voluntarily waiving the Fund’s full management fee prior to February 1, 2025.

### Expense Example

This Example is intended to help you compare the cost of investing in the Fund with the cost of investing in other funds. The Example assumes that you invest \$10,000 in the Fund for the time periods indicated and then hold or redeem all of your Shares at the end of those periods. The Example also assumes that your investment has a 5% return each year and that the Fund’s operating expenses remain the same. The Example does not take into account brokerage commissions that you may pay on your purchases and sales of Shares. The management fee waiver discussed above is reflected only through June 30, 2026. Although your actual costs may be higher or lower, based on these assumptions your costs would be:

1 Year	3 Years	5 Years	10 Years
\$6	\$48	\$94	\$230

## Portfolio Turnover

The Fund pays transaction costs, such as commissions, when it buys and sells securities (or “turns over” its portfolio). A higher portfolio turnover rate may indicate higher transaction costs and may result in higher taxes when Shares are held in a taxable account. These costs, which are not reflected in total annual fund operating expenses or in the expense example above, affect the Fund’s performance. For the fiscal year ended February 28, 2025, the Fund’s portfolio turnover rate was 27% of the average value of its portfolio.

## Principal Investment Strategies

The Fund uses a “passive management” (or indexing) approach to track the performance, before fees and expenses, of the Index. The Index follows a rules-based methodology (described generally below) that tracks the performance of the 500 smallest of the 1,000 largest U.S.-listed companies weighted based on a proprietary mix of their market capitalization and fundamental factors. The Index is owned and administered by Solactive AG (the “Index Provider”), and the Index Provider partnered with Social Finance, Inc. (“SoFi”) to co-develop the methodology used by the Index to determine the securities included in the Index. SoFi is not involved in the ongoing maintenance of the Index or any discretionary decisions relating to its application, and does not act in the capacity of an index provider. SoFi has licensed certain of its trademarks to the Index Provider for use in connection with the Index.

### *Solactive SoFi US Next 500 Growth Index*

Construction of the Index begins with the selection of the next 500 largest constituents after excluding the largest 500 constituents by market capitalization of the Solactive US Broad Market Index, a market capitalization-weighted index that includes equity securities of approximately 3,000 of the largest U.S. companies. This selection is subject to a 20% buffer rule to limit index turnover. The Index may include common stocks and equity interests in real estate investment trusts (“REITs”).

The weight of each Index constituent is initially based on each constituent’s free-float market capitalization and then adjusted upward or downward based on a proprietary composite score calculated based on three growth-oriented fundamental factors of each company: trailing 12-month sales growth, trailing 12-month earnings per share (“EPS”) growth, and 12-month forward-looking EPS growth consensus estimates. For each factor, the scores for all Index constituents are adjusted to account for outliers, and each company’s score is calculated relative to the average score for that factor. The composite score for a company reflects an average of that company’s score for each factor.

The Index is rebalanced and reconstituted annually, effective on the first Wednesday of each May based on data as of the tenth business day prior to such reconstitution date. As of June 1, 2025, the three largest Index constituents and the weights were as follows: First Coreweave Inc. 1.30%; TKO Group Holdings Inc. 1.10%; and Fortress Transportation & Infrastructure Investors LLC 1.01%.

### *The Fund’s Investment Strategy*

The Fund attempts to invest all, or substantially all, of its assets in the component securities that make up the Index. Under normal circumstances, at least 80% of the Fund’s total assets (exclusive of any collateral held from securities lending) will be invested in the component securities of the Index. The Adviser expects that, over time, the correlation between the Fund’s performance and that of the Index, before fees and expenses, will be 95% or better.

The Fund will generally use a “replication” strategy to achieve its investment objective, meaning it generally will invest in all of the component securities of the Index. However, the Fund may use a “representative sampling” strategy, meaning it may invest in a sample of the securities in the Index whose risk, return and other characteristics closely resemble the risk, return and other characteristics of the Index as a whole, when the Adviser believes it is in the best interests of the Fund (e.g., when replicating the Index involves practical difficulties or substantial costs, an Index constituent becomes temporarily illiquid, unavailable, or less liquid, or as a result of legal restrictions or limitations that apply to the Fund but not to the Index).

The Fund generally may invest up to 20% of its total assets (exclusive of any collateral held from securities lending) in securities or other investments not included in the Index, but which the Adviser believes will help the Fund track the Index. For example, the Fund may invest in securities that are not components of the Index to reflect various corporate actions and other changes to the Index (such as reconstitutions, additions, and deletions).

To the extent the Index concentrates (i.e., holds more than 25% of its total assets in the securities of a particular industry or group of related industries), the Fund will concentrate its investments to approximately the same extent as the Index.

## Principal Investment Risks

The principal risks of investing in the Fund are summarized below. As with any investment, there is a risk that you could lose all or a portion of your investment in the Fund. Some or all of these risks may adversely affect the Fund's net asset value per share ("NAV"), trading price, yield, total return, and/or ability to meet its objective. For more information about the risks of investing in the Fund, see the section in the Fund's Prospectus titled "Additional Information About the Funds—Principal Risks of Investing in Each Fund."

Each risk summarized below is considered a "principal risk" of investing in the Fund, regardless of the order in which it appears.

**Equity Market Risk.** The equity securities held in the Fund's portfolio may experience sudden, unpredictable drops in value or long periods of decline in value. This may occur because of factors that affect securities markets generally or factors affecting specific issuers, industries, or sectors in which the Fund invests. Common stocks, such as those held by the Fund, are generally exposed to greater risk than other types of securities, such as preferred stock and debt obligations, because common stockholders generally have inferior rights to receive payment from issuers.

**General Market Risk.** Economies and financial markets throughout the world are becoming increasingly interconnected, which increases the likelihood that events or conditions in one country or region will adversely impact markets or issuers in other countries or regions. Securities in the Fund's portfolio may underperform in comparison to securities in the general financial markets, a particular financial market, or other asset classes, due to a number of factors, including inflation (or expectations for inflation), interest rates, global demand for particular products or resources, natural disasters or events, pandemic diseases, terrorism, regulatory events, and government controls.

**Sector Risk.** At times the Fund may increase the relative emphasis of its investments in a particular sector or group of industries. The prices of securities of issuers in a particular sector may be more susceptible to fluctuations due to changes in economic or business conditions, government regulations, availability of basic resources or supplies, or other events that affect that industry or sector more than securities of issuers in other industries and sectors. To the extent that the Fund increases the relative emphasis of its investments in a particular industry or sector, the value of Shares may fluctuate in response to events affecting that industry or sector.

### Market Capitalization Risk.

- *Large-Capitalization Investing.* The securities of large-capitalization companies may be relatively mature compared to smaller companies and therefore subject to slower growth during times of economic expansion. Large-capitalization companies may also be unable to respond quickly to new competitive challenges, such as changes in technology and consumer tastes.
- *Mid-Capitalization Investing.* The securities of mid-capitalization companies may be more vulnerable to adverse issuer, market, political, or economic developments than securities of large-capitalization companies. The securities of mid-capitalization companies generally trade in lower volumes and are subject to greater and more unpredictable price changes than large-capitalization stocks or the stock market as a whole.

**Models and Data Risk.** The composition of the Index is heavily dependent on proprietary quantitative models as well as information and data supplied by third parties ("Models and Data"). When Models and Data prove to be incorrect or incomplete, any decisions made in reliance thereon may lead to the inclusion or exclusion of securities from the Index universe that would have been excluded or included had the Models and Data been correct and complete. If the composition of the Index reflects such errors, the Fund's portfolio can be expected to also reflect the errors.

**Passive Investment Risk.** The Fund invests in the securities included in, or representative of, its Index regardless of their investment merit. The Fund does not attempt to outperform its Index or take defensive positions in declining markets. As a result, the Fund's performance may be adversely affected by a general decline in the market segments relating to its Index.

**REIT Risk.** Through its investments in REITs, the Fund is subject to the risks of investing in the real estate market, including decreases in property revenues, increases in interest rates, increases in property taxes and operating expenses, legal and regulatory changes, a lack of credit or capital, defaults by borrowers or tenants, environmental problems and natural disasters.

REITs are subject to additional risks, including those related to adverse governmental actions; declines in property value and the real estate market; the potential failure to qualify for tax-free pass through of income; and exemption from registration as an investment company. REITs are dependent upon specialized management skills and may invest in relatively few properties, a small geographic area, or a small number of property types. As a result, investments in REITs may be volatile. To the extent the Fund invests in REITs concentrated in specific geographic areas or property types, the Fund may be subject to a greater loss as a result of adverse developments affecting such area or property types. REITs are pooled investment vehicles with their own fees and expenses and the Fund will indirectly bear a proportionate share of those fees and expenses.

**Recent Market Events Risk.** U.S. and international markets have experienced and may continue to experience significant periods of volatility in recent years and months due to a number of economic, political and global macro factors including uncertainty regarding inflation and central banks' interest rate changes, the possibility of a national or global recession, trade tensions and tariffs, political events, armed conflict, war, and geopolitical conflict. These developments, as well as other events, could result in further market volatility and negatively affect financial asset prices, the liquidity of certain securities and the normal operations of securities exchanges and other markets, despite efforts to address market disruptions.

**Concentration Risk.** The Fund's investments will be concentrated in an industry or group of industries to the extent the Index is so concentrated. In such event, the value of Shares may rise and fall more than the value of shares that invest in securities of companies in a broader range of industries.

#### **ETF Risk.**

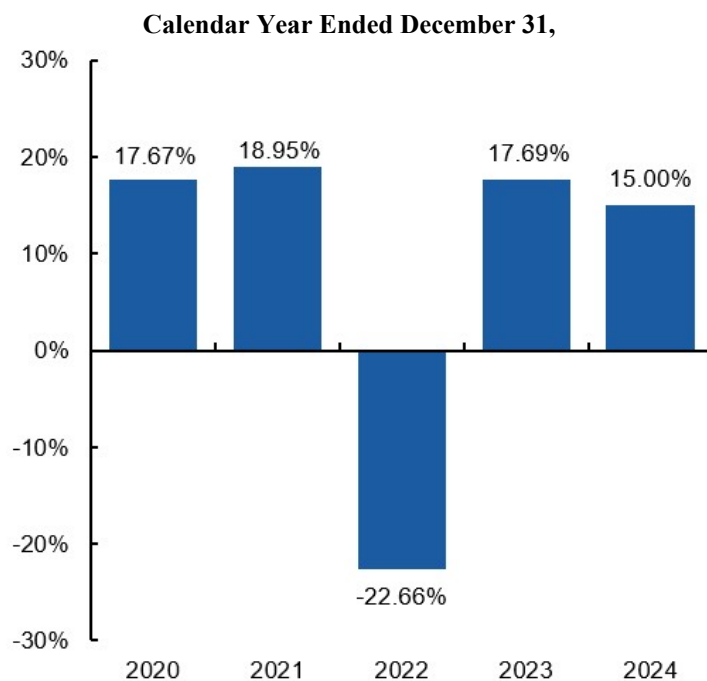
- *Authorized Participants, Market Makers, and Liquidity Providers Concentration Risk.* The Fund has a limited number of financial institutions that are authorized to purchase and redeem Shares directly from the Fund (known as "Authorized Participants" or "APs"). In addition, there may be a limited number of market makers and/or liquidity providers in the marketplace. To the extent either of the following events occur, Shares may trade at a material discount to NAV and possibly face delisting: (i) APs exit the business or otherwise become unable to process creation and/or redemption orders and no other APs step forward to perform these services; or (ii) market makers and/or liquidity providers exit the business or significantly reduce their business activities and no other entities step forward to perform their functions.
- *Costs of Buying or Selling Shares.* Due to the costs of buying or selling Shares, including brokerage commissions imposed by brokers and bid-ask spreads, frequent trading of Shares may significantly reduce investment results and an investment in Shares may not be advisable for investors who anticipate regularly making small investments.
- *Shares May Trade at Prices Other Than NAV.* As with all ETFs, Shares may be bought and sold in the secondary market at market prices. Although it is expected that the market price of Shares will approximate the Fund's NAV, there may be times when the market price of Shares is more than the NAV intra-day (premium) or less than the NAV intra-day (discount) due to supply and demand of Shares or during periods of market volatility. This risk is heightened in times of market volatility, periods of steep market declines, and periods when there is limited trading activity for Shares in the secondary market, in which case such premiums or discounts may be significant.
- *Trading.* Although Shares are listed on a national securities exchange, such as NYSE Arca, Inc. (the "Exchange"), and may be traded on U.S. exchanges other than the Exchange, there can be no assurance that Shares will trade with any volume, or at all, on any stock exchange. In stressed market conditions, the liquidity of Shares may begin to mirror the liquidity of the Fund's underlying portfolio holdings, which can be significantly less liquid than Shares. Also, in stressed market conditions, the market for Shares may become less liquid in response to deteriorating liquidity in the markets for the Fund's underlying portfolio holdings. These adverse effect on liquidity for Shares, in turn, could lead to wider bid/ask spreads and differences between the market price of Shares and the underlying value of those Shares.

**Index ETF Risk.** The Fund’s strategy is linked to an Index maintained by the Index Provider that exercises complete control over the Index. Neither the Adviser nor the Index Provider is able to guarantee the continuous availability or timeliness of the production of the Index. There is no assurance that the Index Provider, or any agents that act on its behalf, will compile the Index accurately, or that the Index will be determined, maintained, constructed, reconstituted, rebalanced, composed, calculated or disseminated accurately. The Adviser relies upon the Index Provider and its agents to compile, determine, maintain, construct, reconstitute, rebalance, compose, calculate (or arrange for an agent to calculate), and disseminate the Index accurately. The Index Provider may delay or add a rebalance date, which may adversely impact the performance of the Fund and its correlation to the Index. In addition, there is no guarantee that the methodology used by the Index Provider to identify constituents for the Index will achieve its intended result or positive performance. The Index may not reflect all companies meeting the Index’s eligibility criteria if certain characteristics of a company are not known at the time the Index is composed or reconstituted. The calculation and dissemination of the Index values may be delayed if the information technology or other facilities of the Index Provider, calculation agent, data providers and/or relevant stock exchange malfunction for any reason. A significant delay may cause trading in shares of the Fund to be suspended. Errors in Index data, computation and/or the construction in accordance with its methodology may occur from time to time and may not be identified and corrected by the Index Provider, calculation agent or other applicable party for a period of time or at all, which may have an adverse impact on the Fund and its shareholders. Any losses or costs associated with errors made by the Index Provider or its agents generally will be borne by the Fund and its shareholders.

**Tracking Error Risk.** As with all index funds, the performance of the Fund and its Index may differ from each other for a variety of reasons. For example, the Fund incurs operating expenses and portfolio transaction costs not incurred by the Index. In addition, the Fund may not be fully invested in the securities of the Index at all times or may hold securities not included in the Index. The use of sampling techniques may affect the Fund’s ability to achieve close correlation with its Index. The Fund may use a representative sampling strategy to achieve its investment objective, if the Adviser believes it is in the best interests of the Fund, which generally can be expected to produce a greater non-correlation risk.

## Performance

The following performance information provides some indication of the risks of investing in the Fund by showing changes in the Fund’s performance over time. The bar chart shows the annual returns for the Fund from year to year. The table illustrates how the Fund’s average annual total returns for the 1-year, 5-year and since inception periods compare with those of the Index, a broad measure of market performance, as well as a more narrowly focused index. The Fund’s past performance, before and after taxes, does not necessarily indicate how it will perform in the future. Updated performance information is available on the Fund’s website at [www.sofi.com/invest/etfs/sfyx/](http://www.sofi.com/invest/etfs/sfyx/).



The Fund’s calendar year-to-date return as of March 31, 2025 was -6.43%.

During the period of time shown in the bar chart, the Fund’s highest quarterly return was 27.47% for the quarter ended June 30, 2020 and the lowest quarterly return was -28.94% for the quarter ended March 31, 2020.

**Average Annual Total Returns**  
**For the Periods Ended December 31, 2024**

	<b>1 Year</b>	<b>5 Year</b>	<b>Since Inception (April 10, 2019)</b>
Return Before Taxes	15.00%	7.94%	8.17%
Return After Taxes on Distributions	14.57%	7.53%	7.76%
Return After Taxes on Distributions and Sale of Fund Shares	9.03%	6.14%	6.35%
<b>Solactive SoFi US Next 500 Growth Index</b> (reflects no deduction for fees, expenses, or taxes)	15.03%	7.90%	8.16%
<b>S&amp;P MidCap 400® Total Return Index</b> (reflects no deduction for fees, expenses, or taxes)	13.93%	10.34%	10.34%
<b>S&amp;P 500® Total Return Index</b> (reflects no deduction for fees, expenses, or taxes)	25.02%	14.53%	15.08%

After-tax returns are calculated using the historical highest individual federal marginal income tax rates during the period covered by the table above and do not reflect the impact of state and local taxes. Actual after-tax returns depend on an investor's tax situation and may differ from those shown. After-tax returns shown are not relevant to investors who hold their Shares through tax-deferred such as an individual retirement account ("IRA") or other tax-advantaged arrangements.

### Management

*Investment Adviser:* Tidal Investments LLC, a Tidal Financial Group company, serves as investment adviser to the Fund.

*Portfolio Manager:* Charles A. Ragauss, CFA, Portfolio Manager for the Adviser, is responsible for the day-to-day management of the Fund and has been the Fund's portfolio manager since its inception in 2019.

CFA® is a registered trademark owned by the CFA Institute.

### Purchase and Sale of Shares

The Fund issues and redeems Shares at NAV only in large blocks known as "Creation Units," which only APs (typically, broker-dealers) may purchase or redeem. The Fund generally issues and redeems Creation Units in exchange for a portfolio of securities (the "Deposit Securities") and/or a designated amount of U.S. cash.

Shares are listed on a national securities exchange, such as the Exchange, and individual Shares may only be bought and sold in the secondary market through brokers at market prices, rather than NAV. Because Shares trade at market prices rather than NAV, Shares may trade at a price greater than NAV (premium) or less than NAV (discount).

An investor may incur costs attributable to the difference between the highest price a buyer is willing to pay to purchase Shares (the "bid" price) and the lowest price a seller is willing to accept for Shares (the "ask" price) when buying or selling Shares in the secondary market. This difference in bid and ask prices is often referred to as the "bid-ask spread."

Recent information regarding the Fund's NAV, market price, how often Shares traded on the Exchange at a premium or discount, and bid-ask spreads can be found on the Fund's website at [www.sofi.com/invest/etfs/sfyx](http://www.sofi.com/invest/etfs/sfyx).

### Tax Information

Fund distributions are generally taxable to shareholders as ordinary income, qualified dividend income, or capital gains (or a combination), unless an investment is in an IRA or other tax-advantaged account. Distributions on investments made through tax-deferred arrangements may be taxed later upon withdrawal of assets from those accounts.

### Financial Intermediary Compensation

If you purchase Shares through a broker-dealer or other financial intermediary (such as a bank) (an "Intermediary"), the Adviser or its affiliates may pay Intermediaries for certain activities related to the Fund, including participation in activities that are designed to make Intermediaries more knowledgeable about exchange-traded products, including the Fund, or for other activities, such as marketing, educational training, or other initiatives related to the sale or promotion of Shares. These payments may create a conflict of interest by influencing the Intermediary and your salesperson to recommend the Fund over another investment. Any such arrangements do not result in increased Fund expenses. Ask your salesperson or visit the Intermediary's website for more information.

## SoFi Social 50 ETF – FUND SUMMARY

### Investment Objective

The SoFi Social 50 ETF (the “Fund”) seeks to track the performance, before fees and expenses, of the SoFi Social 50 Index (the “Index”).

### Fees and Expenses of the Fund

This table describes the fees and expenses that you may pay if you buy, hold, and sell shares of the Fund (“Shares”). **You may pay other fees, such as brokerage commissions and other fees to financial intermediaries, which are not reflected in the table and Example below.**

<b>Annual Fund Operating Expenses<sup>(1)</sup></b> (expenses that you pay each year as a percentage of the value of your investment)	
Management Fees	0.29%
Distribution and/or Service (12b-1) Fees	0.00%
Other Expenses	0.00%
<b>Total Annual Fund Operating Expenses</b>	<b>0.29%</b>

- <sup>(1)</sup> The Fund’s investment adviser, Tidal Investments LLC (“Tidal” or the “Adviser”), a Tidal Financial Group company, will pay, or require a third party to pay, all expenses incurred by the Fund (except for advisory fees and sub-advisory fees, as the case may be) excluding interest charges on any borrowings, dividends and other expenses on securities sold short, taxes, brokerage commissions and other expenses incurred in placing orders for the purchase and sale of securities and other investment instruments, acquired fund fees and expenses, accrued deferred tax liability, distribution fees and expenses paid by the Fund under any distribution plan adopted pursuant to Rule 12b-1 under the Investment Company Act of 1940 (the “1940 Act”), and litigation expenses, and other non-routine or extraordinary expenses (collectively, the “Excluded Expenses”).

### Expense Example

This Example is intended to help you compare the cost of investing in the Fund with the cost of investing in other funds. The Example assumes that you invest \$10,000 in the Fund for the time periods indicated and then hold or redeem all of your Shares at the end of those periods. The Example also assumes that your investment has a 5% return each year and that the Fund’s operating expenses remain the same. The Example does not take into account brokerage commissions that you may pay on your purchases and sales of Shares. Although your actual costs may be higher or lower, based on these assumptions your costs would be:

<b>1 Year</b>	<b>3 Years</b>	<b>5 Years</b>	<b>10 Years</b>
\$30	\$93	\$163	\$368

### Portfolio Turnover

The Fund pays transaction costs, such as commissions, when it buys and sells securities (or “turns over” its portfolio). A higher portfolio turnover rate may indicate higher transaction costs and may result in higher taxes when Shares are held in a taxable account. These costs, which are not reflected in total annual fund operating expenses or in the expense example above, affect the Fund’s performance. For the fiscal year ended February 28, 2025, the Fund’s portfolio turnover rate was 48% of the average value of its portfolio.

### Principal Investment Strategies

The Fund uses a “passive management” (or indexing) approach to track the performance, before fees and expenses, of the Index. The Index follows a rules-based methodology (described generally below) that tracks the performance of a portfolio of the 50 most widely held U.S.-listed equity securities in self-directed brokerage accounts (the “SoFi Accounts”) of SoFi Securities, LLC, an affiliate of Social Finance, Inc. (“SoFi”), as determined using the rules-based methodology. The Index is owned and administered by Solactive AG (the “Index Provider”), which engaged SoFi to develop the rules set and related methodology used to determine the securities to be included in the Index. SoFi is not involved in the ongoing maintenance of the Index or any discretionary decisions relating to its application, and does not act in the capacity of an index provider. SoFi has licensed certain of its trademarks to the Index Provider for use in connection with the Index.

The Index is designed to reflect the 50 most widely held U.S.-listed equity securities in the SoFi Accounts as weighted by aggregate holdings within the SoFi Accounts. Securities eligible for inclusion in the Index must: (a) be U.S.-listed equity securities held in SoFi Accounts, and (b) have an average daily trading volume of at least \$10,000,000 during the preceding one-month and six-month periods (the “Eligible Universe”). The Index may include common stocks and equity interests in real estate investment trusts (“REITs”). ETFs and other investment companies are not eligible for the Index. Securities in the Eligible Universe are sorted based on (1) the number of SoFi Accounts that hold a particular security and (2) the total market value of the security held in the SoFi Accounts (the “Weighted Average Value”). Each security in the Eligible Universe is then ranked from highest to lowest based on its Weighted Average Value (e.g., the security with the highest Weighted Average Value is assigned rank 1). Subject to a “buffer rule” aimed at limiting Index turnover, securities ranked within the top 50 are included in the Index.

Each security in the Index is then weighted based on its Weighted Average Value in relation to that of the other Index components and is subject to certain individual security weight and sector concentration caps. For example, the weight of each individual Index component is capped at 10%, and securities representing investments in any particular industry sector are capped at 50%. The Index is rebalanced and reconstituted monthly.

As of June 1, 2025, the SoFi Accounts consisted of over 2.5 million separate self-directed brokerage accounts.

### *The Fund’s Investment Strategy*

The Fund attempts to invest all, or substantially all, of its assets in the component securities that make up the Index. Under normal circumstances, at least 80% of the Fund’s total assets (exclusive of any collateral held from securities lending) will be invested in the component securities of the Index. The Adviser expects that, over time, the correlation between the Fund’s performance and that of the Index, before fees and expenses, will be 95% or better.

The Fund will generally use a “replication” strategy to achieve its investment objective, meaning it generally will invest in all of the component securities of the Index. However, the Fund may use a “representative sampling” strategy, meaning it may invest in a sample of the securities in the Index whose risk, return and other characteristics closely resemble the risk, return and other characteristics of the Index as a whole, when the Adviser believes it is in the best interests of the Fund (e.g., when replicating the Index involves practical difficulties or substantial costs, an Index constituent becomes temporarily illiquid, unavailable, or less liquid, or as a result of legal restrictions or limitations that apply to the Fund but not to the Index).

The Fund generally may invest up to 20% of its total assets (exclusive of any collateral held from securities lending) in securities or other investments not included in the Index, but which the Adviser believes will help the Fund track the Index. For example, the Fund may invest in securities that are not components of the Index to reflect various corporate actions and other changes to the Index (such as reconstitutions, additions, and deletions).

To the extent the Index concentrates (i.e., holds more than 25% of its total assets in the securities of a particular industry or group of related industries), the Fund will concentrate its investments to approximately the same extent as the Index.

### **Principal Investment Risks**

The principal risks of investing in the Fund are summarized below. As with any investment, there is a risk that you could lose all or a portion of your investment in the Fund. Some or all of these risks may adversely affect the Fund’s net asset value per share (“NAV”), trading price, yield, total return, and/or ability to meet its objective. For more information about the risks of investing in the Fund, see the section in the Fund’s Prospectus titled “Additional Information About the Funds—Principal Risks of Investing in Each Fund.”

Each risk summarized below is considered a “principal risk” of investing in the Fund, regardless of the order in which it appears.

**Concentration Risk.** The Fund’s investments will be concentrated in an industry or group of industries to the extent the Index is so concentrated. In such event, the value of Shares may rise and fall more than the value of shares that invest in securities of companies in a broader range of industries.

**User Bias Risk.** The securities that comprise the Index are selected by retail investors holding SoFi Accounts, who may not be professional investors, may have no financial expertise, and may not do any research on the companies in which they invest prior to investing. In some cases, investment decisions made may be influenced by non-quantitative factors, including, without limitation, cognitive and emotional biases, resulting in the inclusion of certain securities in the Index which may underperform the market generally and result in lower returns for the Fund.



**Equity Market Risk.** The equity securities held in the Fund's portfolio may experience sudden, unpredictable drops in value or long periods of decline in value. This may occur because of factors that affect securities markets generally or factors affecting specific issuers, industries, or sectors in which the Fund invests. Common stocks, such as those held by the Fund, are generally exposed to greater risk than other types of securities, such as preferred stock and debt obligations, because common stockholders generally have inferior rights to receive payment from issuers.

**General Market Risk.** Economies and financial markets throughout the world are becoming increasingly interconnected, which increases the likelihood that events or conditions in one country or region will adversely impact markets or issuers in other countries or regions. Securities in the Fund's portfolio may underperform in comparison to securities in the general financial markets, a particular financial market, or other asset classes, due to a number of factors, including inflation (or expectations for inflation), interest rates, global demand for particular products or resources, natural disasters or events, pandemic diseases, terrorism, regulatory events, and government controls.

**Sector Risk.** At times the Fund may increase the relative emphasis of its investments in a particular sector or group of industries. The prices of securities of issuers in a particular sector may be more susceptible to fluctuations due to changes in economic or business conditions, government regulations, availability of basic resources or supplies, or other events that affect that industry or sector more than securities of issuers in other industries and sectors. To the extent that the Fund increases the relative emphasis of its investments in a particular industry or sector, the value of Shares may fluctuate in response to events affecting that industry or sector.

- *Communication Sector Risk.* The Fund may invest significantly in companies in the communications sector, and therefore the performance of the Fund could be negatively impacted by events affecting this sector. Communication companies are particularly vulnerable to the potential obsolescence of products and services due to technological advancement and the innovation of competitors. Companies in the communications sector may also be affected by other competitive pressures, such as pricing competition, as well as research and development costs, substantial capital requirements and government regulation. Additionally, fluctuating domestic and international demand, shifting demographics and often unpredictable changes in consumer tastes can drastically affect a communication company's profitability. While all companies may be susceptible to network security breaches, certain companies in the communications sector may be particular targets of hacking and potential theft of proprietary or consumer information or disruptions in service, which could have a material adverse effect on their businesses.
- *Consumer Discretionary Sector Risk.* The Fund may emphasize its investments in companies in the consumer discretionary sector, and therefore the performance of the Fund could be negatively impacted by events affecting this sector. The success of consumer product manufacturers and retailers is tied closely to the performance of domestic and international economies, interest rates, exchange rates, competition, consumer confidence, changes in demographics and consumer preferences. Companies in the consumer discretionary sector depend heavily on disposable household income and consumer spending, and may be strongly affected by social trends and marketing campaigns. These companies may be subject to severe competition, which may have an adverse impact on their profitability.
- *Technology Sector Risk.* The Fund may invest in companies in the technology sector, and therefore the performance of the Fund could be negatively impacted by events affecting this sector. Market or economic factors impacting technology companies and companies that rely heavily on technological advances could have a significant effect on the value of the Fund's investments. The value of stocks of technology companies and companies that rely heavily on technology is particularly vulnerable to rapid changes in technology product cycles, rapid product obsolescence, government regulation and competition, both domestically and internationally, including competition from foreign competitors with lower production costs. Stocks of technology companies and companies that rely heavily on technology, especially those of smaller, less-seasoned companies, tend to be more volatile than the overall market. Technology companies are heavily dependent on patent and intellectual property rights, the loss or impairment of which may adversely affect profitability.

**Market Capitalization Risk.**

- *Large-Capitalization Investing.* The securities of large-capitalization companies may be relatively mature compared to smaller companies and therefore subject to slower growth during times of economic expansion. Large-capitalization companies may also be unable to respond quickly to new competitive challenges, such as changes in technology and consumer tastes.
- *Mid-Capitalization Investing.* The securities of mid-capitalization companies may be more vulnerable to adverse issuer, market, political, or economic developments than securities of large-capitalization companies. The securities of mid-capitalization companies generally trade in lower volumes and are subject to greater and more unpredictable price changes than large-capitalization stocks or the stock market as a whole.

**Passive Investment Risk.** The Fund invests in the securities included in, or representative of, its Index regardless of their investment merit. The Fund does not attempt to outperform its Index or take defensive positions in declining markets. As a result, the Fund's performance may be adversely affected by a general decline in the market segments relating to its Index.

**REIT Risk.** Through its investments in REITs, the Fund is subject to the risks of investing in the real estate market, including decreases in property revenues, increases in interest rates, increases in property taxes and operating expenses, legal and regulatory changes, a lack of credit or capital, defaults by borrowers or tenants, environmental problems and natural disasters.

REITs are subject to additional risks, including those related to adverse governmental actions; declines in property value and the real estate market; the potential failure to qualify for tax-free pass through of income; and exemption from registration as an investment company. REITs are dependent upon specialized management skills and may invest in relatively few properties, a small geographic area, or a small number of property types. As a result, investments in REITs may be volatile. To the extent the Fund invests in REITs concentrated in specific geographic areas or property types, the Fund may be subject to a greater loss as a result of adverse developments affecting such area or property types. REITs are pooled investment vehicles with their own fees and expenses and the Fund will indirectly bear a proportionate share of those fees and expenses.

**Recent Market Events Risk.** U.S. and international markets have experienced and may continue to experience significant periods of volatility in recent years and months due to a number of economic, political and global macro factors including uncertainty regarding inflation and central banks' interest rate changes, the possibility of a national or global recession, trade tensions and tariffs, political events, armed conflict, war, and geopolitical conflict. These developments, as well as other events, could result in further market volatility and negatively affect financial asset prices, the liquidity of certain securities and the normal operations of securities exchanges and other markets, despite efforts to address market disruptions.

#### **ETF Risk.**

- *Authorized Participants, Market Makers, and Liquidity Providers Concentration Risk.* The Fund has a limited number of financial institutions that are authorized to purchase and redeem Shares directly from the Fund (known as "Authorized Participants" or "APs"). In addition, there may be a limited number of market makers and/or liquidity providers in the marketplace. To the extent either of the following events occur, Shares may trade at a material discount to NAV and possibly face delisting: (i) APs exit the business or otherwise become unable to process creation and/or redemption orders and no other APs step forward to perform these services; or (ii) market makers and/or liquidity providers exit the business or significantly reduce their business activities and no other entities step forward to perform their functions.
- *Costs of Buying or Selling Shares.* Due to the costs of buying or selling Shares, including brokerage commissions imposed by brokers and bid-ask spreads, frequent trading of Shares may significantly reduce investment results and an investment in Shares may not be advisable for investors who anticipate regularly making small investments.
- *Shares May Trade at Prices Other Than NAV.* As with all ETFs, Shares may be bought and sold in the secondary market at market prices. Although it is expected that the market price of Shares will approximate the Fund's NAV, there may be times when the market price of Shares is more than the NAV intra-day (premium) or less than the NAV intra-day (discount) due to supply and demand of Shares or during periods of market volatility. This risk is heightened in times of market volatility, periods of steep market declines, and periods when there is limited trading activity for Shares in the secondary market, in which case such premiums or discounts may be significant.
- *Trading.* Although Shares are listed on a national securities exchange, such as NYSE Arca, Inc. (the "Exchange"), and may be traded on U.S. exchanges other than the Exchange, there can be no assurance that Shares will trade with any volume, or at all, on any stock exchange. In stressed market conditions, the liquidity of Shares may begin to mirror the liquidity of the Fund's underlying portfolio holdings, which can be significantly less liquid than Shares. Also, in stressed market conditions, the market for Shares may become less liquid in response to deteriorating liquidity in the markets for the Fund's underlying portfolio holdings. These adverse effect on liquidity for Shares, in turn, could lead to wider bid/ask spreads and differences between the market price of Shares and the underlying value of those Shares.

**Index ETF Risk.** The Fund’s strategy is linked to an Index maintained by the Index Provider that exercises complete control over the Index. Neither the Adviser nor the Index Provider is able to guarantee the continuous availability or timeliness of the production of the Index. There is no assurance that the Index Provider, or any agents that act on its behalf, will compile the Index accurately, or that the Index will be determined, maintained, constructed, reconstituted, rebalanced, composed, calculated or disseminated accurately. The Adviser relies upon the Index Provider and its agents to compile, determine, maintain, construct, reconstitute, rebalance, compose, calculate (or arrange for an agent to calculate), and disseminate the Index accurately. The Index Provider may delay or add a rebalance date, which may adversely impact the performance of the Fund and its correlation to the Index. In addition, there is no guarantee that the methodology used by the Index Provider to identify constituents for the Index will achieve its intended result or positive performance. The Index may not reflect all companies meeting the Index’s eligibility criteria if certain characteristics of a company are not known at the time the Index is composed or reconstituted. The calculation and dissemination of the Index values may be delayed if the information technology or other facilities of the Index Provider, calculation agent, data providers and/or relevant stock exchange malfunction for any reason. A significant delay may cause trading in shares of the Fund to be suspended. Errors in Index data, computation and/or the construction in accordance with its methodology may occur from time to time and may not be identified and corrected by the Index Provider, calculation agent or other applicable party for a period of time or at all, which may have an adverse impact on the Fund and its shareholders. Any losses or costs associated with errors made by the Index Provider or its agents generally will be borne by the Fund and its shareholders.

**Third Party Data Risk.** The composition of the Index, and consequently the Fund’s portfolio, is heavily dependent on information and data calculated and published by an independent third party calculation agent (“Third Party Data”). When Third Party Data proves to be incorrect or incomplete, any decisions made in reliance thereon may lead to the inclusion or exclusion of securities from the Index that would have been excluded or included had the Third Party Data been correct and complete. If the composition of the Index reflects such errors, the Fund’s portfolio can also be expected to reflect the errors.

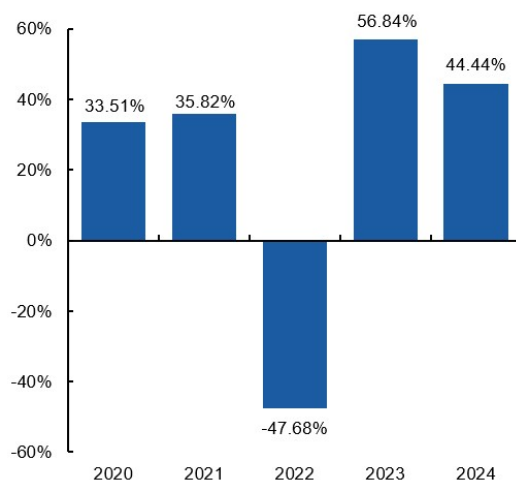
**Tracking Error Risk.** As with all index funds, the performance of the Fund and its Index may differ from each other for a variety of reasons. For example, the Fund incurs operating expenses and portfolio transaction costs not incurred by the Index. In addition, the Fund may not be fully invested in the securities of the Index at all times or may hold securities not included in the Index. The use of sampling techniques may affect the Fund’s ability to achieve close correlation with its Index. The Fund may use a representative sampling strategy to achieve its investment objective, if the Adviser believes it is in the best interests of the Fund, which generally can be expected to produce a greater non-correlation risk.

## Performance

The following performance information provides some indication of the risks of investing in the Fund by showing changes in the Fund’s performance over time. The bar chart shows the annual returns for the Fund from year to year. The table illustrates how the Fund’s average annual total returns for the 1-year, 5-year and since inception periods compare with those of the Index and a broad measure of market performance. The Fund’s past performance, before and after taxes, does not necessarily indicate how it will perform in the future.

**On June 30, 2020, the Fund’s investment objective and principal investment strategies were substantially revised; therefore, the performance and average annual total returns for periods prior to that date were achieved under the Fund’s prior investment objective and principal investment strategies and would have differed if the Fund’s current investment objective and principal investment strategies had been in effect during those periods.** Updated performance information is available on the Fund’s website at [www.sofi.com/invest/etfs/sfyf](http://www.sofi.com/invest/etfs/sfyf).

**Calendar Year Ended December 31,**



The Fund's calendar year-to-date return as of March 31, 2025 was -10.77%.

During the period of time shown in the bar chart, the Fund's highest quarterly return was 33.66% for the quarter ended June 30, 2021 and the lowest quarterly return was -31.01% for the quarter ended June 30, 2022.

**Average Annual Total Returns  
For the Periods Ended December 31, 2024**

	<b>1 Year</b>	<b>5 Year</b>	<b>Since Inception (May 7, 2019)</b>
Return Before Taxes	44.44%	16.54%	15.55%
Return After Taxes on Distributions	44.31%	16.25%	15.25%
Return After Taxes on Distributions and Sale of Fund Shares	26.37%	13.26%	12.20%
<b>SoFi Social 50 Index</b> (reflects no deduction for fees, expenses, or taxes)	45.43%	16.93%	15.94%
<b>S&amp;P 500® Total Return Index</b> (reflects no deduction for fees, expenses, or taxes)	25.02%	14.53%	15.31%

After-tax returns are calculated using the historical highest individual federal marginal income tax rates during the period covered by the table above and do not reflect the impact of state and local taxes. Actual after-tax returns depend on an investor's tax situation and may differ from those shown. After-tax returns shown are not relevant to investors who hold their Shares through tax-deferred arrangements such as an individual retirement account ("IRA") or other tax-advantaged accounts.

**Management**

*Investment Adviser:* Tidal Investments LLC, a Tidal Financial Group company, serves as investment adviser to the Fund.

*Portfolio Manager:* Charles A. Ragauss, CFA, Portfolio Manager for the Adviser, is responsible for the day-to-day management of the Fund and has been the Fund's portfolio manager since its inception in 2019.

CFA® is a registered trademark owned by the CFA Institute.

**Purchase and Sale of Shares**

The Fund issues and redeems Shares at NAV only in large blocks known as "Creation Units," which only APs (typically, broker-dealers) may purchase or redeem. The Fund generally issues and redeems Creation Units in exchange for a portfolio of securities (the "Deposit Securities") and/or a designated amount of U.S. cash.

Shares are listed on a national securities exchange, such as the Exchange, and individual Shares may only be bought and sold in the secondary market through brokers at market prices, rather than NAV. Because Shares trade at market prices rather than NAV, Shares may trade at a price greater than NAV (premium) or less than NAV (discount).

An investor may incur costs attributable to the difference between the highest price a buyer is willing to pay to purchase Shares (the "bid" price) and the lowest price a seller is willing to accept for Shares (the "ask" price) when buying or selling Shares in the secondary market. This difference in bid and ask prices is often referred to as the "bid-ask spread."

Recent information regarding the Fund's NAV, market price, how often Shares traded on the Exchange at a premium or discount, and bid-ask spreads can be found on the Fund's website at [www.sofi.com/invest/etfs/sfyf](http://www.sofi.com/invest/etfs/sfyf).

**Tax Information**

Fund distributions are generally taxable to shareholders as ordinary income, qualified dividend income, or capital gains (or a combination), unless an investment is in an IRA or other tax-advantaged account. Distributions on investments made through tax-deferred arrangements may be taxed later upon withdrawal of assets from those accounts.

## Financial Intermediary Compensation

If you purchase Shares through a broker-dealer or other financial intermediary (such as a bank) (an “Intermediary”), the Adviser or its affiliates may pay Intermediaries for certain activities related to the Fund, including participation in activities that are designed to make Intermediaries more knowledgeable about exchange-traded products, including the Fund, or for other activities, such as marketing, educational training, or other initiatives related to the sale or promotion of Shares. These payments may create a conflict of interest by influencing the Intermediary and your salesperson to recommend the Fund over another investment. Any such arrangements do not result in increased Fund expenses. Ask your salesperson or visit the Intermediary’s website for more information.

## SoFi Enhanced Yield ETF - FUND SUMMARY

---

### Investment Objective

The SoFi Enhanced Yield ETF (the “Fund”) seeks current income.

### Fees and Expenses of the Fund

This table describes the fees and expenses that you may pay if you buy, hold, and sell shares of the Fund (“Shares”). **You may pay other fees, such as brokerage commissions and other fees to financial intermediaries, which are not reflected in the table and Example below.**

---

<b>Annual Fund Operating Expenses<sup>(1)</sup></b> (expenses that you pay each year as a percentage of the value of your investment)	
Management Fees	0.49%
Distribution and/or Service (12b-1) Fees	0.00%
Other Expenses (includes broker fee expenses) <sup>(2)</sup>	0.12%
<b>Total Annual Fund Operating Expenses</b>	<b>0.61%</b>

<sup>(1)</sup> The Fund’s investment adviser, Tidal Investments LLC (“Tidal” or the “Adviser”), a Tidal Financial Group company, will pay, or require a third-party to pay, all expenses incurred by the Fund (except for advisory fees and sub-advisory fees, as the case may be) excluding interest charges on any borrowings, dividends and other expenses on securities sold short, taxes, brokerage commissions and other expenses incurred in placing orders for the purchase and sale of securities and other investment instruments, acquired fund fees and expenses, accrued deferred tax liability, distribution fees and expenses paid by the Fund under any distribution plan adopted pursuant to Rule 12b-1 under the Investment Company Act of 1940 (the “1940 Act”), and litigation expenses, and other non-routine or extraordinary expenses (collectively, the “Excluded Expenses”).

<sup>(2)</sup> Other Expenses are attributable to broker fee expense.

### Expense Example

This Example is intended to help you compare the cost of investing in the Fund with the cost of investing in other funds. The Example assumes that you invest \$10,000 in the Fund for the time periods indicated and then redeem all of your Shares at the end of those periods. The Example also assumes that your investment has a 5% return each year and that the Fund’s operating expenses remain the same. The Example does not take into account brokerage commissions that you may pay on your purchases and sales of Shares. Although your actual costs may be higher or lower, based on these assumptions your costs would be:

---

<b>1 Year</b>	<b>3 Years</b>	<b>5 Years</b>	<b>10 Years</b>
\$62	\$195	\$340	\$762

---

### Portfolio Turnover

The Fund pays transaction costs, such as commissions, when it buys and sells securities (or “turns over” its portfolio). A higher portfolio turnover rate may indicate higher transaction costs and may result in higher taxes when Shares are held in a taxable account. These costs, which are not reflected in total annual fund operating expenses or in the expense example above, affect the Fund’s performance. For the fiscal year ended February 28, 2025, the Fund’s portfolio turnover rate was 330% of the average value of its portfolio.

## Principal Investment Strategies

The Fund seeks to achieve its objective by combining a strategy of holding U.S. Treasury Bills and/or U.S. Treasury Bonds, with a “credit spread” option strategy to seek to generate enhanced yield. The Fund’s net asset holdings will generally be invested as follows:

- 2-5% Cash and cash equivalents (including money market funds and U.S. Treasury Bills)
- 95-100% Treasury securities.
- Up to 90% Credit Spreads (using the Fund’s holdings of Treasury securities as collateral for the Fund’s investments in options).

The Fund will invest in a portfolio of U.S. Treasury Bills and/or U.S. Treasury Bonds with a targeted portfolio duration of approximately one year and that the Adviser believes will generate annual interest income and capital gains. At the same time, the Fund will purchase (buys) and write (sells) put or call options on the following three major equity indexes: the S&P 500® Index, the NASDAQ 100 Index, and the Russell 2000 Index. This strategy is referred to as a “credit spread” or “vertical credit spread” strategy (described more below) and acts as an overlay on the Fund’s portfolio of U.S. government securities.

For the Fund’s credit spread strategy, the Fund enters into credit put spreads or credit call spreads based on the Adviser’s return versus risk assessment with respect to the broad stock market and the options market. The Adviser manages the Fund using its High Probability Options Strategy (“HiPOS” or the “Strategy”), by which it seeks to provide risk-adjusted returns for the Fund that are uncorrelated to both equity and fixed income markets by using an alternative trading strategy, and reducing the need to predict future market movements. For more information about HiPOS, see the section of the Fund’s Prospectus titled “*Additional Information About the Funds.*”

*Credit Spread Strategy Overview:* The Fund employs a strategy referred to as a “credit spread” or “vertical credit spread.” More specifically, the strategy entails the simultaneous purchase and sale of options of the same type (puts or calls) with respect to the same index and with the same expiration date, but at different exercise (“strike”) prices. The Fund will pay premiums on options (puts or calls) that it purchases and will receive premiums when writing options (puts or calls) for a net credit (meaning the premium received is more than what is spent).

To enter into a credit spread, the Fund will sell a put or call (or both) contract and buy a put or call (or both) contract at the same time. These positions will have the same expiration dates and the same contract amounts. The Fund will enter into the same number of contracts for the long and short legs of each spread with the same expiration dates. However, the positions will have different strike prices, which creates a difference in the price of each option (i.e., a “credit”).

The maximum gain for the Fund on any given credit spread is equal to the net premium the Fund receives. The maximum potential loss for the Fund for any given credit spread is equal to the difference between the strike prices of the options on the same index multiplied by the number of contracts or units subject to the option minus net premiums received.

### *Options Terminology:*

In-the-money options are where the price of the underlying asset is above the strike price for calls and below the strike price for puts.

Out-of-the-money (“OTM”) options are where the price of the underlying asset is below the strike price for calls and above the strike price for puts.

For more information on credit spreads and additional options terminology, see the section of the Fund’s Prospectus titled “*Additional Information About the Fund.*”

The Fund’s returns will be driven by the interest and capital gains derived from its portfolio of U.S. government securities and its credit spread strategy (e.g., by the difference between the premiums received and paid on these options).

The Adviser analyzes market data to decide when and at what levels to place spread trades for the Fund. The Fund’s holdings may include bullish, bearish, or neutral credit spreads. Due to the Fund’s design, when appropriate, it can hold neutral positions that lean both bullish and bearish simultaneously. For more information about the Fund’s positions during bullish, bearish, and neutral stances, see the section of the Fund’s Prospectus titled “*Additional Information About the Funds.*”

The Adviser constructs a portfolio for the Fund that it believes is not highly dependent on broad stock market fluctuations. This is because the Fund uses OTM credit spreads, which can yield positive returns even when an underlying index doesn't move much. The strategy also proves beneficial if, at expiration, the strike price of these credit spreads remains OTM. In a "bullish" stance, the Fund typically sees positive returns unless the stock market value nears or falls below the strike price. Conversely, in a "bearish" stance, it benefits unless the stock market value nears or exceeds the strike price.

All option positions held by the Fund are exchange-traded and collateralized with cash or cash equivalents (for example, U.S. Treasury Bills, U.S. Treasury Bonds and money market fund shares).

The Adviser seeks to provide returns for the Fund by employing the credit spread strategy to construct a portfolio of options that the Adviser considers moderately OTM and which it believes have a high probability of successfully expiring worthless. The Adviser determines the Fund's exposure to each credit spread by first evaluating the risk metrics associated with the relevant position, including the effects of market volatility on equity indexes. The Adviser then calculates potential returns. The Fund will not establish a credit spread position unless the Adviser concludes that the potential rate of return exceeds the probability of a potential loss.

The Adviser employs proprietary analysis techniques to continually monitor the Fund's credit spreads for potential exit triggers (e.g., the increased probability of an option being exercised in the money) to ascertain if a buyback of a written option is needed. In addition, if markets move favorably early enough in the lifecycle of a trade, the Adviser may exit one or both sides of the relevant position to secure a gain and redeploy the capital at the next market opportunity. For more information about the Adviser's analysis techniques, see the section of the Fund's prospectus titled "*Additional Information about the Funds*".

Notwithstanding the Fund's investment in options, the Adviser intends to create a risk-defined options portfolio by simultaneously purchasing and selling options of the same type in order to limit the Fund's exposure to traditional leverage risks associated with investing in options.

Under normal market conditions, the Fund will invest at least 90% of its assets in U.S. government securities. In pursuing the credit spread strategy, the Fund will also invest in put and call options on major equity indexes that generally have an exposure of up to 90% of the Fund's net assets. For more information about the Fund's allocation to credit spreads, see the section of the Fund's Prospectus titled "*Additional Information about the Funds*."

The Fund is "non-diversified" for purposes of the Investment Company Act of 1940, as amended (the "1940 Act"), which means that the Fund may invest in fewer issuers at any one time than a diversified fund.

## Principal Investment Risks

The principal risks of investing in the Fund are summarized below. As with any investment, there is a risk that you could lose all or a portion of your investment in the Fund. Each risk summarized below is considered a "principal risk" of investing in the Fund, regardless of the order in which it appears. Some or all of these risks may adversely affect the Fund's net asset value per share ("NAV"), trading price, yield, total return and/or ability to meet its investment objective. For more information about the risks of investing in the Fund, see the section in the Fund's Prospectus titled "Additional Information About the Fund — Principal Risks of Investing in the Fund."

**Written Options Risk.** The Fund will incur a loss as a result of writing (selling) options (also referred to as a short position) if the price of the written option instrument increases in value between the date the Fund writes the option and the date on which the Fund purchases an offsetting position. The Fund's losses are potentially large in a written put transaction and potentially unlimited in a written call transaction.). Because of the Fund's strategy of coupling written and purchased puts and call options with the same expiration date and different strike prices, the Fund expects that the **maximum potential loss for the Fund for any given credit spread is equal to the difference between the strike prices minus any net premium received. Nonetheless, because up to 90% of the Fund's portfolio may be subject to this risk - the value of an investment in the Fund – could decline significantly and without warning, including to zero.**

**General Market Risk.** Economies and financial markets throughout the world are becoming increasingly interconnected, which increases the likelihood that events or conditions in one country or region will adversely impact markets or issuers in other countries or regions. Securities in the Fund's portfolio may underperform in comparison to securities in the general financial markets, a particular financial market, or other asset classes, due to a number of factors, including inflation (or expectations for inflation), interest rates, global demand for particular products or resources, natural disasters or events, pandemic diseases, terrorism, regulatory events, and government controls.

**Options Risk.** Purchasing and writing put and call options are highly specialized activities and entail greater than ordinary investment risks. The Fund may not fully benefit from or may lose money on an option if changes in its value do not correspond as anticipated to changes in the value of the underlying securities. If the Fund is not able to sell an option held in its portfolio, it would have to exercise the option to realize any profit and would incur transaction costs upon the purchase or sale of the underlying securities. Ownership of options involves the payment of premiums, which may adversely affect the Fund's performance.

**Fixed Income Securities Risk.** The prices of fixed income securities respond to economic developments, particularly interest rate changes, as well as to changes in an issuer's credit rating or market perceptions about the creditworthiness of an issuer. Generally, fixed income securities decrease in value if interest rates rise and increase in value if interest rates fall, and longer-term and lower rated securities are more volatile than shorter-term and higher rated securities.

**Interest Rate Risk.** Generally fixed income securities decrease in value if interest rates rise and increase in value if interest rates fall, with longer-term securities being more sensitive than shorter-term securities. For example, the price of a security with a one-year duration would be expected to drop by approximately 1% in response to a 1% increase in interest rates. Generally, the longer the maturity and duration of a bond or fixed rate loan, the more sensitive it is to this risk. Falling interest rates also create the potential for a decline in the Fund's income. These risks are greater during periods of rising inflation.

**Derivatives Risk.** Derivatives include instruments and contracts that are based on and valued in relation to one or more underlying securities, financial benchmarks, indices, or other reference obligations or measures of value. Major types of derivatives include options. Depending on how the Fund uses derivatives and the relationship between the market value of the derivative and the underlying instrument, the use of derivatives could increase or decrease the Fund's exposure to the risks of the underlying instrument. Using derivatives can have a leveraging effect if the Adviser is unable to set an appropriate spread between two options held by the Fund and increase Fund volatility. In that event, a small investment in derivatives could have a potentially large impact on the Fund's performance. Derivatives transactions can be highly illiquid and difficult to unwind or value, and changes in the value of a derivative held by the Fund may not correlate with the value of the underlying instrument or the Fund's other investments. Many of the risks applicable to trading the instruments underlying derivatives are also applicable to derivatives trading. Financial reform laws have changed many aspects of financial regulation applicable to derivatives. Once implemented, new regulations, including margin, clearing, and trade execution requirements, may make derivatives more costly, may limit their availability, may present different risks or may otherwise adversely affect the value or performance of these instruments. The extent and impact of these regulations are not yet fully known and may not be known for some time.

**Credit Risk.** If an issuer or guarantor of a debt security held by the Fund or a counterparty to a financial contract with the Fund defaults or is downgraded or is perceived to be less creditworthy, or if the value of the assets underlying a security declines, the value of the Fund's portfolio will typically decline.

**The remaining principal risks are presented in alphabetical order. Each risk summarized below is considered a "principal risk" of investing in the Fund, regardless of the order in which it appears.**

#### **ETF Risks.**

- *Authorized Participants, Market Makers, and Liquidity Providers Concentration Risk.* The Fund has a limited number of financial institutions that are authorized to purchase and redeem Shares directly from the Fund (known as "Authorized Participants" or "APs"). In addition, there may be a limited number of market makers and/or liquidity providers in the marketplace. To the extent either of the following events occur, Shares may trade at a material discount to NAV and possibly face delisting: (i) APs exit the business or otherwise become unable to process creation and/or redemption orders and no other APs step forward to perform these services; or (ii) market makers and/or liquidity providers exit the business or significantly reduce their business activities and no other entities step forward to perform their functions.
- *Cash Redemption Risk.* The Fund's investment strategy may require it to redeem Shares for cash or to otherwise include cash as part of its redemption proceeds. For example, the Fund may not be able to redeem in-kind certain securities held by the Fund (e.g., options contracts). In such a case, the Fund may be required to sell or unwind portfolio investments to obtain the cash needed to distribute redemption proceeds. This may cause the Fund to recognize a capital gain that it might not have recognized if it had made a redemption in-kind. As a result, the Fund may have less cash efficiency and pay out higher annual capital gain distributions to shareholders than if the in-kind redemption process was used.
- *Costs of Buying or Selling Shares.* Due to the costs of buying or selling Shares, including brokerage commissions imposed by brokers and bid-ask spreads, frequent trading of Shares may significantly reduce investment results and an investment in Shares may not be advisable for investors who anticipate regularly making small investments.
- *Shares May Trade at Prices Other Than NAV.* As with all ETFs, Shares may be bought and sold in the secondary market at market prices. Although it is expected that the market price of Shares will approximate the Fund's NAV, there may be times when the market price of Shares is more than the NAV intra-day (premium) or less than the NAV intra-day (discount) due to supply and demand of Shares or during periods of market volatility. This risk is heightened in times of market volatility, periods



of steep market declines, and periods when there is limited trading activity for Shares in the secondary market, in which case such premiums or discounts may be significant. Because securities held by the Fund may trade on foreign exchanges that are closed when the Fund's primary listing exchange is open, the Fund is likely to experience premiums and discounts greater than those of ETFs holding only domestic securities.

- **Trading.** Although Shares are listed on a national securities exchange, such as the NYSE Arca, Inc. (the "Exchange"), and may be traded on U.S. exchanges other than the Exchange, there can be no assurance that Shares will trade with any volume, or at all, on any stock exchange. In stressed market conditions, the liquidity of Shares may begin to mirror the liquidity of the Fund's underlying portfolio holdings, which can be significantly less liquid than Shares. Also, in stressed market conditions, the market for Shares may become less liquid in response to deteriorating liquidity in the markets for the Fund's underlying portfolio holdings. These adverse effects on liquidity for Shares, in turn, could lead to wider bid/ask spreads and differences between the market price of Shares and the underlying value of those Shares.

**High Portfolio Turnover Risk.** The Fund may actively and frequently trade all or a significant portion of the securities in its portfolio. A high portfolio turnover rate increases transaction costs, which may increase the Fund's expenses. Frequent trading may also cause adverse tax consequences for investors in the Fund due to an increase in short-term capital gains.

**Implied Volatility Risk.** When the Fund sells an option, it gains the amount of the premium it receives, but also incurs a liability representing the value of the option it has sold until the option is either exercised and finishes "in the money," meaning it has value and can be sold, or the option expires worthless, or the expiration of the option is "rolled," or extended forward. The value of the options in which the Fund invests is based partly on the volatility used by market participants to price such options (i.e., implied volatility). Accordingly, increases in the implied volatility of such options will cause the value of such options to increase (even if the prices of the options' underlying stocks do not change), which will result in a corresponding increase in the liabilities of the Fund under such options and thus decrease the Fund's NAV.

**Index Risk.** If a derivative is linked to the performance of an index, the derivative will be subject to the risks associated with changes in that index.

**Leveraging Risk.** Derivative instruments held by the Fund involve inherent leverage, whereby small cash deposits allow the Fund to hold contracts with greater face value, which may magnify the Fund's losses. Adverse changes in the value or level of the underlying asset, reference rate or index can result in loss of an amount substantially greater than the amount invested in the derivative. In addition, the use of leverage may cause the Fund to liquidate portfolio positions when it would not be advantageous to do so in order to satisfy redemption obligations.

**Liquidity Risk.** Liquidity risk exists when particular investments of the Fund would be difficult to purchase or sell, possibly preventing the Fund from selling such illiquid securities at an advantageous time or price, or possibly requiring the Fund to dispose of other investments at unfavorable times or prices in order to satisfy its obligations.

**Management and Strategy Risk.** The value of your investment depends on the judgment of the Adviser about the value and risks associated with its credit spread strategy, including its ability to correctly analyze the impact of volatility on the underlying equity indexes. The Adviser may be incorrect in its assessment of the potential rate of return of one or more credit spreads or may incorrectly forecast the outlook for an index or the markets in general with regard to whether make a credit put spread (bullish position) or a credit call spread (bearish position). The Adviser's proprietary techniques to monitor the Fund's credit spreads for potential exit triggers may not work as expected, thereby increasing the risks to the Fund of maintaining these positions through expiration. Like all managers, the Adviser activities are subject to operational risks, which may adversely impact the management of the Fund.

**Newer Fund Risk.** The Fund is newer with a limited operating history. As a result, prospective investors have a limited track record or history on which to base their investment decisions. There can be no assurance that the Fund will grow to or maintain an economically viable size.

**Non-Diversification Risk.** The Fund is classified as "non-diversified," which means the Fund may invest a larger percentage of its assets in the securities of a smaller number of issuers than a diversified fund. The Fund will generally have up to 15 credit spreads at any given time, with up to 25% exposure to a single equity index credit spread. Investment in a limited number of equity indexes exposes the Fund to greater market risk and potential losses than if its assets were diversified among a greater number of indexes.

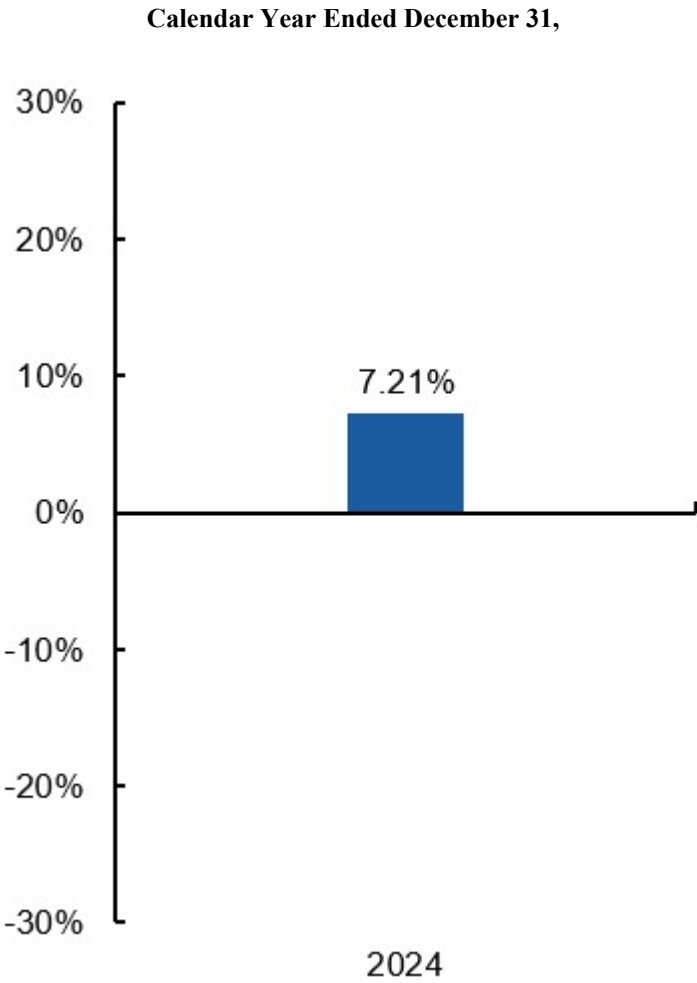
**Recent Market Events Risk.** U.S. and international markets have experienced and may continue to experience significant periods of volatility in recent years and months due to a number of economic, political and global macro factors including uncertainty regarding inflation and central banks' interest rate changes, the possibility of a national or global recession, trade tensions and tariffs, political events, armed conflict, war, and geopolitical conflict. These developments, as well as other events, could result in further market volatility and negatively affect financial asset prices, the liquidity of certain securities and the normal operations of securities exchanges and other markets, despite efforts to address market disruptions.

**Regulatory Risk.** Changes in the laws or regulations of the United States or other countries, including any changes to applicable tax laws and regulations, could impair the ability of the Fund to achieve its investment objective and could increase the operating expenses of the Fund.

**U.S. Government Securities Risk.** U.S. Treasury obligations may differ in their interest rates, maturities, times of issuance and other characteristics. Obligations of U.S. Government agencies and authorities are supported by varying degrees of credit but generally are not backed by the full faith and credit of the U.S. Government. No assurance can be given that the U.S. Government will provide financial support to its agencies and authorities if it is not obligated by law to do so. In addition, the value of U.S. Government securities may be affected by changes in the credit rating of the U.S. Government.

**Performance**

The following performance information provides some indication of the risks of investing in the Fund by showing changes in the Fund’s performance over time. The bar chart shows the annual return for the Fund. The table illustrates how the Fund’s average annual total returns for the 1-year and since inception periods compare with those of a broad measure of market performance. The Fund’s past performance, before and after taxes, does not necessarily indicate how it will perform in the future. Updated performance information will be available on the Fund’s website at [www.sofi.com/invest/etfs/thta](http://www.sofi.com/invest/etfs/thta).



The Fund’s year-to-date return as of March 31, 2025 was 1.16%.

During the period of time shown in the bar chart, the Fund’s highest quarterly return was 4.11% for the quarter ended December 31, 2024, and the lowest quarterly return was -3.14% for the quarter ended September 30, 2024.

## Average Annual Total Returns

For the Periods Ended December 31, 2024

	1 Year	Since Inception (11/14/2023)
Return Before Taxes	7.21%	7.47%
Return After Taxes on Distributions	2.15%	2.75%
Return After Taxes on Distributions and Sale of Fund Shares	4.27%	3.75%
<b>Bloomberg U.S. Aggregate Bond Index</b> (reflects no deduction for fees, expenses, or taxes)	1.25%	5.67%

After-tax returns are calculated using the historical highest individual federal marginal income tax rates during the period covered by the table above and do not reflect the impact of state and local taxes. Actual after-tax returns depend on an investor's tax situation and may differ from those shown. After-tax returns shown are not relevant to investors who hold their Shares through tax-deferred or other tax-advantaged arrangements, such as an individual retirement account ("IRA"). In certain cases, the figure representing "Return After Taxes on Distributions and Sale of Fund Shares" may be higher than other return figures for the same period due to a capital loss that occurs upon redemption and provides an assumed tax deduction that benefits the investor.

## Management

*Investment Adviser:* Tidal Investments LLC, a Tidal Financial Group company, serves as investment adviser to the Fund.

### *Portfolio Managers:*

The following individuals are jointly and primarily responsible for the day-to-day management of the Fund.

Jay Pestrichelli, Portfolio Manager for the Adviser, has been a portfolio manager of the Fund since its inception in 2023. Prior to January 1, 2025, Mr. Pestrichelli served as the Fund's portfolio manager as a portfolio manager of the Fund's former sub-adviser, ZEGA Financial, LLC ("ZEGA").

Qiao Duan, CFA, Portfolio Manager for the Adviser, has been a portfolio manager of the Fund since its inception in 2023.

Charles A. Ragauss, CFA, Portfolio Manager for the Adviser, has been a portfolio manager of the Fund since its inception in 2023.

CFA® is a registered trademark owned by the CFA Institute.

## Purchase and Sale of Shares

The Fund issues and redeems Shares at NAV only in large blocks known as "Creation Units," which only APs (typically, broker-dealers) may purchase or redeem. The Fund generally issues and redeems Creation Units in exchange for a portfolio of securities (the "Deposit Securities") and/or a designated amount of U.S. cash.

Shares are listed on a national securities exchange, such as the Exchange, and individual Shares may only be bought and sold in the secondary market through brokers at market prices, rather than NAV. Because Shares trade at market prices rather than NAV, Shares may trade at a price greater than NAV (premium) or less than NAV (discount).

An investor may incur costs attributable to the difference between the highest price a buyer is willing to pay to purchase Shares (the "bid" price) and the lowest price a seller is willing to accept for Shares (the "ask" price) when buying or selling Shares in the secondary market. This difference in bid and ask prices is often referred to as the "bid-ask spread."

Recent information regarding the Fund's NAV, market price, how often Shares traded on the Exchange at a premium or discount, and bid-ask spreads can be found on the Fund's website at [www.sofi.com/invest/etfs/thta](http://www.sofi.com/invest/etfs/thta).

## **Tax Information**

Fund distributions are generally taxable to shareholders as ordinary income, qualified dividend income, or capital gains (or a combination), unless your investment is in an IRA or other tax-advantaged account. Distributions on investments made through tax-deferred arrangements may be taxed later upon withdrawal of assets from those accounts.

## **Financial Intermediary Compensation**

If you purchase Shares through a broker-dealer or other financial intermediary (such as a bank) (an “Intermediary”), the Adviser or its affiliates may pay Intermediaries for certain activities related to the Fund, including participation in activities that are designed to make Intermediaries more knowledgeable about exchange-traded products, including the Fund, or for other activities, such as marketing, educational training, or other initiatives related to the sale or promotion of Shares. These payments may create a conflict of interest by influencing the Intermediary and your salesperson to recommend the Fund over another investment. Any such arrangements do not result in increased Fund expenses. Ask your salesperson or visit the Intermediary’s website for more information.

## **ADDITIONAL INFORMATION ABOUT THE FUNDS**

### **Investment Objective**

Each of the SoFi Select 500 ETF, SoFi Next 500 ETF and SoFi Social 50 ETF (collectively, the “Index ETFs”) seeks to track the performance, before fees and expenses, of the applicable Index. The SoFi Enhanced Yield ETF seeks current income.

An investment objective is fundamental if it cannot be changed without the consent of the holders of a majority of the outstanding Shares. The Funds’ investment objectives have not been adopted as fundamental investment policies and therefore may be changed without the consent of the Funds’ shareholders upon approval by the Board of Trustees (the “Board”) of the Trust and at least 60 days’ written notice to shareholders.

### **Principal Investment Strategies**

#### *Index ETFs*

For the Index ETFs, to the extent the applicable Index concentrates (i.e., holds more than 25% of its total assets in the securities of a particular industry or group of related industries), a Fund will concentrate its investments to approximately the same extent as the Index.

Each of the Index ETFs tracks an Index that is calculated by Solactive AG, an independent third party calculation agent that is not affiliated with the applicable Fund, the Adviser, the Funds’ distributor, or any of their affiliates. None of the Index ETFs is sponsored, promoted, sold or supported in any other manner by Solactive AG, nor does Solactive AG offer any express or implicit guarantee or assurance either with regard to the results of using each Index and/or Index trademark, or the price of each Index at any time or in any other respect. Each Index is calculated and published by Solactive AG. Solactive AG uses its best efforts to ensure that the Index is calculated correctly. Notwithstanding its obligations under an index license agreement with the Adviser, Solactive AG has no obligation to point out errors in an Index to third parties, including, but not limited to, investors and/or financial intermediaries of each Index ETF. Neither publication of the Indices nor the licensing of the Indices or their trademarks by Solactive AG for the purpose of use in connection with the Index ETFs constitutes a recommendation by Solactive AG to invest capital in any of the Index ETFs, nor does it in any way represent an assurance or opinion of Solactive AG with regard to an investment in any of the Index ETFs.

#### *SoFi Enhanced Yield ETF*

As noted above, the SoFi Enhanced Yield ETF’s U.S. Treasury Bill and U.S. Treasury Bond portfolio will seek a “targeted portfolio duration” of one year. That phrase refers to the intended average time it takes for the price sensitivity of a portfolio’s fixed-income investments to respond to a change in interest rates. In this context, a targeted portfolio duration of approximately one year means the Fund aims for its holdings of U.S. Treasuries and/or U.S. Treasury Bonds to have an average sensitivity such that a 1% change in interest rates would result in approximately a 1% change in the portfolio’s value. This duration also gives an indication of the expected time horizon for the investments, suggesting the Fund anticipates the bulk of its returns from interest and capital gains over a one-year period.

The SoFi Enhanced Yield ETF's index options strategy relates to the following three indices:

- **S&P 500® Index:** A benchmark index that represents the stock performance of 500 of the largest publicly traded companies in the U.S. It's widely regarded as a key indicator of the overall health of the U.S. stock market and the U.S. economy.
- **NASDAQ 100 Index:** An index that comprises 100 of the largest non-financial companies listed on the NASDAQ stock exchange. It includes companies from various sectors but is heavily weighted towards technology and internet-related companies.
- **Russell 2000 Index:** Represents the performance of the 2,000 smallest companies within the Russell 3000 Index, serving as a benchmark for U.S. small-cap stocks. It offers insight into the health and performance of the smaller segment of the U.S. equity market.

The SoFi Enhanced Yield ETF's allocation to credit spreads is based on the net difference of "assignment value" at the option strike prices for the Fund's credit spread positions. Assignment value is based on the difference between the strike prices multiplied by the number of contracts and the multiplier (normally, 100). The Fund primarily employs European-style cash-settled index options that settle at expiration. The Fund applies up to 90% of its holdings of U.S. Treasury securities as collateral for credit spreads where the net assignment value (i.e., the difference between the strike prices of the short option and the long option multiplied by the number of contracts and the multiplier) would be up to 90% of the assets of the Fund.

The following provides a high-level description of vertical credit spreads and options generally:

- **Vertical Credit Spread:** A vertical credit spread is an options trading strategy in which an investor (here, the Fund) sells one option and simultaneously purchases another option of the same type (either puts or calls) with a different strike price but with the same expiration date. The aim is to profit from the difference in premiums between the two options.

**Credit put spread:** An options strategy in which an investor (here, the Fund) sells a put option and simultaneously buys another put option on the same underlying asset with the same expiration date but a lower strike price. This strategy is used when one anticipates a moderate rise or stable movement in the asset's (with respect to the Fund, the applicable index's) price.

**Credit call spread:** An options strategy where an investor (here, the Fund) sells a call option and simultaneously buys another call option on the same underlying asset with the same expiration date but a higher strike price. This is employed when one expects a modest decrease or stable movement in the asset's (with respect to the Fund, the applicable index's) price.

**Long and Short Legs:** In a credit spread strategy, there are two simultaneous option transactions:

- **Long leg:** This refers to the option that the Fund buys, which gives them the right to buy or sell the underlying asset.
- **Short leg:** This refers to the option that the Fund sells, which obligates them to buy or sell the underlying asset if the other party to the contract decides to exercise their right.
- **Options:** Options are financial derivatives that grant the holder the right, but not the obligation, to buy or sell an underlying asset, such as a stock, at a predetermined price (known as the strike price) within a specified period.
- **Puts:** A put option grants its holder the right, though not the obligation, to sell an underlying asset at a set price within a defined period. Investors use puts anticipating a price decline in the asset.
- **Calls:** A call option grants its holder the right, but not the obligation, to purchase an underlying asset at a predetermined price within a set period. Investors use calls anticipating a price increase in the asset.
- **Natural time decay of options:** This refers to the phenomenon in which the extrinsic value of an option diminishes as it approaches its expiration date, all else being equal. As each day passes, an option, especially one out-of-the-money, becomes less likely to end up in-the-money by expiration.

**Bullish Stance:** When the Adviser believes that the stock market's value will stay the same, increase, or at the very least, remain above a specific put option's strike price, the Fund will generally use vertical credit *put* spread strategy as follows:

- The Fund writes (or sells) a put option on an index.
- Simultaneously, the Fund buys another put option on that same index. This purchased option has the same expiration date but a lower strike price, making it cheaper than the written put.

There are two potential outcomes by the time these options expire:

- Profit Scenario: If the index's price stays above the strike price of the written put, the Fund gains.
- Loss Scenario: If the index's price drops below the strike price of the written put, the Fund faces a loss. The loss is limited. It's restricted to the difference between the two put options' strike prices, minus any net premium received from selling the initial put.

**Bearish Stance:** When the Adviser believes the stock market's value will either remain below a specific call option's strike price, stay the same, or decrease, the Fund will generally use a vertical credit *call* spread strategy as follows:

- The Fund writes (or sells) a call option on an index.
- At the same time, the Fund buys another call option on that same index. This purchased option has the same expiration date but a higher strike price, which means it's cheaper than the written call.

By the time these options expire, there are two potential outcomes:

- Profit Scenario: If the index's price stays below the strike price of the written call, the Fund gains.
- Loss Scenario: If the index's price exceeds the strike price of the written call, the Fund incurs a loss. The loss is limited. It's restricted to the difference between the two call options' strike prices, minus any net premium earned from selling the initial call.

**Neutral Stance:** When the Adviser has a neutral stance, that is, it believes the stock market's value will generally remain the same, the Fund may either use either approach discussed above (for a bullish or bearish stance). That is because both a vertical credit put spread and the vertical credit call spread on the same index would be profitable if the index remains level. In particular:

- For a credit put spread, staying level means the index didn't fall enough to make the sold put option go in-the-money.
- For a credit call spread, staying level means the index didn't rise enough to make the sold call option go in-the-money.

Therefore, in both cases, the options expire worthless, and the Fund retains the initial credit received.

### **The Adviser's HiPOS Strategy (for the SoFi Enhanced Yield ETF)**

The Adviser's High Probability Options Strategy ("HiPOS" or the "Strategy"), which it uses to manage the SoFi Enhanced Yield ETF, seeks to provide risk adjusted returns that are uncorrelated to both equity and fixed income markets by using an alternative trading strategy, and reducing the need to predict future market movements. The Adviser pursues this objective by managing a portfolio of vertical options spreads on major equity indexes. The Strategy is based on two core principles:

1. The majority of options held to expiration expire worthless: an opportunity exists to potentially collect premiums by writing options, and so the Strategy focuses on writing options spreads which have a high probability of expiring worthless.
2. The natural time decay of options is the most rapid over the 30-day period prior to expiration

Writers of options are sometimes forced into buying or selling underlying assets at an unfavorable price, and therefore the risk associated with certain short positions may be higher. Also, since transactions are often short-term, gains or losses can be realized very quickly.

The Adviser determines the Strategy's exposure to each position held by first evaluating and understanding the risks metrics associated with the options. The Strategy uses specific guidelines to seek to quantify risk, and operates under a specific risk tolerance level. Typically, the Adviser will seek to write vertical spreads with a 96-98% probability of success (expiring worthless). To do this, the Adviser evaluates each of the following characteristics prior to taking a position:

- Strike price must be far enough out-of-the-money

- Option must have a high probability of expiring worthless based on the Black-Scholes option pricing model
- Positions must have expirations within the following 40 days
- Favorable risk/reward profile: risk taken is less than the potential return

The Adviser uses a proprietary model to understand the risks metrics associated with each position, including analyzing the impact of volatility in the corresponding equity indexes. This model seeks to quantify the probability of future market movements to develop a probability curve. The curve aims to identify the probability or likelihood that the corresponding range of strike prices both above and below the current market price, across multiple expirations that occur within the following 30 days, will expire worthless.

Once the Adviser has identified the range of considerable strike prices, the Adviser then evaluates the potential return of each position based on the current market price. Positions are not established unless the Adviser's view of the perceived risk taken is less than the potential return. The return of a spread is calculated by dividing the premium received by the maintenance requirement to take on the position. The premium is the net credit of the vertical spread or the premium received for the short position minus the premium paid for the long position. The requirement to cover the position is the maximum loss or the distance between two strikes minus the premium received.

Return = Net Credit of Vertical Spread / (Distance between the strikes – net credit of the Vertical Spread)

Once all of the investment criteria have been met and the Adviser's analysis identifies the risk factors are acceptable for the potential return the Strategy's exposure to each option is defined.

#### *Temporary Defensive Strategies*

For temporary defensive purposes during adverse market, economic, political or other conditions, the SoFi Enhanced Yield ETF may invest in cash or cash equivalents or short-term instruments such as commercial paper, money market mutual funds, or short-term U.S. government securities. Taking a temporary defensive position may result in the Fund not achieving its investment objective.

The SoFi Enhanced Yield ETF may engage in active and frequent trading and have a high portfolio turnover rate.

#### **Manager of Managers Structure**

Although the Funds are not currently sub-advised, the Funds and the Adviser have received exemptive relief from the SEC permitting the Adviser (subject to certain conditions and the approval of the Board) to change or select new unaffiliated sub-advisers without obtaining shareholder approval. The relief also permits the Adviser to materially amend the terms of agreements with an unaffiliated sub-adviser (including an increase in the fee paid by the Adviser to the unaffiliated sub-adviser (and not paid by a Fund)) or to continue the employment of an unaffiliated sub-adviser after an event that would otherwise cause the automatic termination of services with Board approval, but without shareholder approval. Shareholders will be notified of any unaffiliated sub-adviser changes. The Adviser has the ultimate responsibility, subject to oversight by the Board, to oversee a sub-adviser(s) and recommend their hiring, termination and replacement. The exemptive relief applies to sub-advisers that are either wholly-owned by the Adviser or its parent company, as well as to unaffiliated sub-advisers, including those whose affiliation arises solely from their sub-advisory relationship.

#### **Principal Risks of Investing in each Fund**

There can be no assurance that a Fund will achieve its investment objective. The following information is in addition to, and should be read along with, the description of each Fund's principal investment risks in the section titled "Fund Summary — Principal Investment Risks" above.

The principal risks are presented in alphabetical order to facilitate finding particular risks and comparing them with those of other funds. Each risk summarized below is considered a "principal risk" of investing in the Funds, regardless of the order in which it appears. As with any investment, there is a risk that you could lose all or a portion of your investment in a Fund. Some or all of these risks may adversely affect a Fund's NAV per share, trading price, yield, total return and/or ability to meet its investment objective. The following risks could affect the value of your performance in the Funds:

	<b>SoFi Select 500 ETF</b>	<b>SoFi Next 500 ETF</b>	<b>SoFi Social 50 ETF</b>	<b>SoFi Enhanced Yield ETF</b>
Concentration Risk	X	X	X	--
Credit Risk	--	--	--	X
Derivatives Risk	--	--	--	X

	SoFi Select 500 ETF	SoFi Next 500 ETF	SoFi Social 50 ETF	SoFi Enhanced Yield ETF
ETF Risk	X	X	X	X
— <i>Authorized Participants, Market Makers, and Liquidity Providers Concentration Risk</i>	X	X	X	X
— <i>Cash Redemption Risk</i>	--	--	--	X
— <i>Costs of Buying or Selling Shares</i>	X	X	X	X
— <i>Shares May Trade at Prices Other Than NAV</i>	X	X	X	X
— <i>Trading</i>	X	X	X	X
Equity Market Risk	X	X	X	--
Fixed Income Securities Risk	--	--	--	X
General Market Risk	X	X	X	X
High Portfolio Turnover Risk	--	--	--	X
Implied Volatility Risk	--	--	--	X
Index ETF Risk	X	X	X	--
Index Risk	--	--	--	X
Interest Rate Risk	--	--	--	X
Leveraging Risk	--	--	--	X
Liquidity Risk	--	--	--	X
Management and Strategy Risk	--	--	--	X
Market Capitalization Risk	X	X	X	--
— <i>Large-Capitalization Investing</i>	X	X	X	--
— <i>Mid-Capitalization Investing</i>	X	X	X	--
Models and Data Risk	X	X	--	--
Newer Fund Risk	--	--	--	X
Non-Diversification Risk	--	--	--	X
Options Risk	--	--	--	X
Passive Investment Risk	X	X	X	--
Recent Market Events Risk	X	X	X	X
Regulatory Risk	--	--	--	X
REIT Investment Risk	X	X	X	--
Sector Risk	X	X	X	--
— <i>Communications Sector Risk</i>	--	--	X	--
— <i>Consumer Discretionary Sector Risk</i>	--	--	X	--
— <i>Technology Sector Risk</i>	X	--	X	--
Third Party Data Risk	--	--	X	--
Tracking Error Risk	X	X	X	--
U.S. Government Securities Risk	--	--	--	X
User Bias Risk	--	--	X	--
Written Options Risk	--	--	--	X

**Concentration Risk.** The Fund's investments will be concentrated in an industry or group of industries to the extent the Fund's Index is so concentrated. In such event, the value of Shares may rise and fall more than the value of shares that invest in securities of companies in a broader range of industries.

**Credit Risk.** If an issuer or guarantor of a debt security held by the Fund or a counterparty to a financial contract with the Fund defaults or is downgraded or is perceived to be less creditworthy, or if the value of the assets underlying a security declines, the value of the Fund's portfolio will typically decline.

**Derivatives Risk.** Derivatives include instruments and contracts that are based on and valued in relation to one or more underlying securities, financial benchmarks, indices, or other reference obligations or measures of value. Major types of derivatives include options. Depending on how the Fund uses derivatives and the relationship between the market value of the derivative and the underlying instrument, the use of derivatives could increase or decrease the Fund's exposure to the risks of the underlying instrument. Using derivatives can have a leveraging effect if the Adviser is unable to set an appropriate spread between two options held by the Fund and increase Fund volatility. In that case, a small investment in derivatives could have a potentially large impact on the Fund's performance.



Derivatives transactions can be highly illiquid and difficult to unwind or value, and changes in the value of a derivative held by the Fund may not correlate with the value of the underlying instrument or the Fund's other investments. Many of the risks applicable to trading the instruments underlying derivatives are also applicable to derivatives trading. Financial reform laws have changed many aspects of financial regulation applicable to derivatives. Once implemented, new regulations, including margin, clearing, and trade execution requirements, may make derivatives more costly, may limit their availability, may present different risks or may otherwise adversely affect the value or performance of these instruments. The extent and impact of these regulations are not yet fully known and may not be known for some time.

#### **ETF Risk.**

- *Authorized Participants, Market Makers, and Liquidity Providers Concentration Risk.* The Fund has a limited number of financial institutions that may act as APs. In addition, there may be a limited number of market makers and/or liquidity providers in the marketplace. To the extent either of the following events occur, Shares may trade at a material discount to NAV and possibly face delisting: (i) APs exit the business or otherwise become unable to process creation and/or redemption orders and no other APs step forward to perform these services; or (ii) market makers and/or liquidity providers exit the business or significantly reduce their business activities and no other entities step forward to perform their functions.
- *Cash Redemption Risk.* The Fund's investment strategy may require it to redeem Shares for cash or to otherwise include cash as part of its redemption proceeds. For example, the Fund may not be able to redeem in-kind certain securities held by the Fund (e.g., options contracts that cannot be broken up beyond certain minimum sizes needed for transfer and settlement). In such a case, the Fund may be required to sell or unwind portfolio investments to obtain the cash needed to distribute redemption proceeds. This may cause the Fund to recognize a capital gain that it might not have recognized if it had made a redemption in-kind. As a result, the Fund may have less cash efficiency and pay out higher annual capital gain distributions to shareholders than if the in-kind redemption process was used.
- *Costs of Buying or Selling Shares.* Investors buying or selling Shares in the secondary market will pay brokerage commissions or other charges imposed by brokers, as determined by that broker. Brokerage commissions are often a fixed amount and may be a significant proportional cost for investors seeking to buy or sell relatively small amounts of Shares. In addition, secondary market investors will also incur the cost of the difference between the price at which an investor is willing to buy Shares (the "bid" price) and the price at which an investor is willing to sell Shares (the "ask" price). This difference in bid and ask prices is often referred to as the "spread" or "bid-ask spread." The bid-ask spread varies over time for Shares based on trading volume and market liquidity, and is generally lower if Shares have more trading volume and market liquidity and higher if Shares have little trading volume and market liquidity. Further, a relatively small investor base in the Fund, asset swings in the Fund and/or increased market volatility may cause increased bid-ask spreads. Due to the costs of buying or selling Shares, including bid-ask spreads, frequent trading of Shares may significantly reduce investment results and an investment in Shares may not be advisable for investors who anticipate regularly making small investments.
- *Shares May Trade at Prices Other Than NAV.* As with all ETFs, Shares may be bought and sold in the secondary market at market prices. Although it is expected that the market price of the Shares will approximate the Fund's NAV, there may be times when the market price of Shares is more than the NAV intra-day (premium) or less than the NAV intra-day (discount) due to supply and demand of the Shares or during periods of market volatility. This risk is heightened in times of market volatility or periods of steep market declines. The market price of Shares during the trading day, like the price of any exchange-traded security, includes a "bid-ask" spread charged by the exchange specialist, market makers, or other participants that trade the Shares. In times of severe market disruption, the bid-ask spread can increase significantly. At those times, Shares are most likely to be traded at a discount to NAV, and the discount is likely to be greatest when the price of Shares is falling fastest, which may be the time that you most want to sell your Shares. The Adviser believes that, under normal market conditions, large market price discounts or premiums to NAV will not be sustained because of arbitrage opportunities. Because securities held by the Fund may trade on foreign exchanges that are closed when the Fund's primary listing exchange is open, the Fund is likely to experience premiums and discounts greater than those of ETFs holding only domestic securities.
- *Trading.* Although Shares are listed for trading on the Exchange and may be listed or traded on U.S. and non-U.S. stock exchanges other than the Exchange, there can be no assurance that an active trading market for such Shares will develop or be maintained. Trading in Shares may be halted due to market conditions or for reasons that, in the view of the Exchange, make trading in Shares inadvisable. In addition, trading in Shares on the Exchange is subject to trading halts caused by extraordinary market volatility pursuant to Exchange "circuit breaker" rules, which temporarily halt trading on the Exchange when a decline in the S&P 500 Index during a single day reaches certain thresholds (e.g., 7%, 13%, and 20%). Additional rules applicable to the Exchange may halt trading in Shares when extraordinary volatility causes sudden, significant swings in the market price of Shares. There can be no assurance that Shares will trade with any volume, or at all, on any stock exchange. In stressed market conditions, the liquidity of Shares may begin to mirror the liquidity of the Fund's underlying portfolio holdings, which can be significantly less liquid than Shares. Also, in stressed market conditions, the market for Shares may become less liquid in

response to deteriorating liquidity in the markets for the Fund's underlying portfolio holdings. These adverse effect on liquidity for Shares, in turn, could lead to wider bid/ask spreads and differences between the market price of Shares and the underlying value of those Shares.

**Equity Market Risk.** Common stocks are susceptible to general stock market fluctuations and to volatile increases and decreases in value as market confidence in and perceptions of their issuers change. These investor perceptions are based on various and unpredictable factors including: expectations regarding government, economic, monetary and fiscal policies; inflation and interest rates; economic expansion or contraction; and global or regional political, economic, public health, and banking crises. Common stocks, such as those held by the Fund, are generally exposed to greater risk than other types of securities, such as preferred stock and debt obligations, because common stockholders, or holders of equivalent interests, generally have inferior rights to receive payments from issuers in comparison with the rights of preferred stockholders, bondholders, and other creditors of such issuers.

**Fixed Income Securities Risk.** The prices of fixed income securities respond to economic developments, particularly interest rate changes, as well as to changes in an issuer's credit rating or market perceptions about the creditworthiness of an issuer. Generally fixed income securities decrease in value if interest rates rise and increase in value if interest rates fall, and longer-term and lower rated securities are more volatile than shorter- term and higher rated securities.

**General Market Risk.** Economies and financial markets throughout the world are becoming increasingly interconnected, which increases the likelihood that events or conditions in one country or region will adversely impact markets or issuers in other countries or regions. Securities in the Fund's portfolio may underperform in comparison to securities in the general financial markets, a particular financial market or other asset classes, due to a number of factors, including inflation (or expectations for inflation), interest rates, global demand for particular products or resources, natural disasters or events, pandemic diseases, terrorism, regulatory events, and government controls.

**High Portfolio Turnover Risk.** The Fund may actively and frequently trade all or a significant portion of the securities in its portfolio. A high portfolio turnover rate increases transaction costs, which may increase the Fund's expenses. Frequent trading may also cause adverse tax consequences for investors in the Fund due to an increase in short-term capital gains.

**Implied Volatility Risk.** When the Fund sells an option, it gains the amount of the premium it receives, but also incurs a liability representing the value of the option it has sold until the option is either exercised and finishes "in the money," meaning it has value and can be sold, or the option expires worthless, or the expiration of the option is "rolled," or extended forward. The value of the options in which the Fund invests is based partly on the volatility used by market participants to price such options (i.e., implied volatility). Accordingly, increases in the implied volatility of such options will cause the value of such options to increase (even if the prices of the options' underlying stocks do not change), which will result in a corresponding increase in the liabilities of the Fund under such options and thus decrease the Fund's NAV.

**Index ETF Risk.** The Fund's strategy is linked to an Index maintained by the Index Provider that exercises complete control over the Index. Neither the Adviser nor the Index Provider is able to guarantee the continuous availability or timeliness of the production of the Index. There is no assurance that the Index Provider, or any agents that act on its behalf, will compile the Index accurately, or that the Index will be determined, maintained, constructed, reconstituted, rebalanced, composed, calculated or disseminated accurately. The Adviser relies upon the Index Provider and its agents to compile, determine, maintain, construct, reconstitute, rebalance, compose, calculate (or arrange for an agent to calculate), and disseminate the Index accurately. The Index Provider may delay or add a rebalance date, which may adversely impact the performance of the Fund and its correlation to the Index. In addition, there is no guarantee that the methodology used by the Index Provider to identify constituents for the Index will achieve its intended result or positive performance. The Index may not reflect all companies meeting the Index's eligibility criteria if certain characteristics of a company are not known at the time the Index is composed or reconstituted. The calculation and dissemination of the Index values may be delayed if the information technology or other facilities of the Index Provider, calculation agent, data providers and/or relevant stock exchange malfunction for any reason. A significant delay may cause trading in shares of the Fund to be suspended. Errors in Index data, computation and/or the construction in accordance with its methodology may occur from time to time and may not be identified and corrected by the Index Provider, calculation agent or other applicable party for a period of time or at all, which may have an adverse impact on the Fund and its shareholders. Any losses or costs associated with errors made by the Index Provider or its agents generally will be borne by the Fund and its shareholders.

**Index Risk.** If a derivative is linked to the performance of an index, the derivative will be subject to the risks associated with changes in that index.

**Interest Rate Risk.** Generally fixed income securities decrease in value if interest rates rise and increase in value if interest rates fall, with longer-term securities being more sensitive than shorter-term securities. For example, the price of a security with a one-year duration would be expected to drop by approximately 1% in response to a 1% increase in interest rates. Generally, the longer the maturity and duration of a bond or fixed rate loan, the more sensitive it is to this risk. Falling interest rates also create the potential for a decline in the Fund's income. These risks are greater during periods of rising inflation.

**Leveraging Risk.** Derivative instruments held by the Fund involve inherent leverage, whereby small cash deposits allow the Fund to hold contracts with greater face value, which may magnify the Fund's losses. Adverse changes in the value or level of the underlying asset, reference rate or index can result in loss of an amount substantially greater than the amount invested in the derivative. In addition, the use of leverage may cause the Fund to liquidate portfolio positions when it would not be advantageous to do so in order to satisfy redemption obligations.

**Liquidity Risk.** Liquidity risk exists when particular investments of the Fund would be difficult to purchase or sell, possibly preventing the Fund from selling such illiquid securities at an advantageous time or price, or possibly requiring the Fund to dispose of other investments at unfavorable times or prices in order to satisfy its obligations.

**Management and Strategy Risk.** The value of your investment depends on the judgment of the Adviser about the value and risks associated with its credit spread strategy, including its ability to correctly analyze the impact of volatility on the underlying equity indexes. The Adviser may be incorrect in its assessment of the potential rate of return of one or more credit spreads or may incorrectly forecast the outlook for an index or the markets in general with regard to whether make a credit put spread (bullish position) or a credit call spread (bearish position). The Adviser's proprietary techniques to monitor the Fund's credit spreads for potential exit triggers may not work as expected, thereby increasing the risks to the Fund of maintaining these positions through expiration. Like all managers, the Adviser activities are subject to operational risks, which may adversely impact the management of the Fund.

#### **Market Capitalization Risk.**

- *Large-Capitalization Investing.* The securities of large-capitalization companies may be relatively mature compared to smaller companies and therefore subject to slower growth during times of economic expansion. Large-capitalization companies may also be unable to respond quickly to new competitive challenges, such as changes in technology and consumer tastes.
- *Mid-Capitalization Investing.* The securities of mid-capitalization companies may be more vulnerable to adverse issuer, market, political, or economic developments than securities of large-capitalization companies. The securities of mid-capitalization companies generally trade in lower volumes and are subject to greater and more unpredictable price changes than large capitalization stocks or the stock market as a whole. Some mid-capitalization companies have limited product lines, markets, financial resources, and management personnel and tend to concentrate on fewer geographical markets relative to large-capitalization companies.

**Models and Data Risk.** The composition of the Index is heavily dependent on proprietary quantitative models as well as Models and Data. When Models and Data prove to be incorrect or incomplete, any decisions made in reliance thereon may lead to the inclusion or exclusion of securities from the Index universe that would have been excluded or included had the Models and Data been correct and complete. If the composition of the Index reflects such errors, the Fund's portfolio can be expected to also reflect the errors.

**Newer Fund Risk.** The Fund is newer with a limited operating history. As a result, prospective investors have a limited track record or history on which to base their investment decisions. As a result, prospective investors have a limited track record or history on which to base their investment decisions. There can be no assurance that the Fund will grow to or maintain an economically viable size.

**Non-Diversification Risk.** The Fund is classified as "non-diversified," which means the Fund may invest a larger percentage of its assets in the securities of a smaller number of issuers than a diversified fund. The Fund will generally have up to 15 credit spreads at any given time, with up to 25% exposure to a single equity index credit spread. Investment in a limited number of equity indexes exposes the Fund to greater market risk and potential losses than if its assets were diversified among a greater number of indexes.

**Options Risk.** Purchasing and writing put and call options are highly specialized activities and entail greater than ordinary investment risks. The Fund may not fully benefit from or may lose money on an option if changes in its value do not correspond as anticipated to changes in the value of the underlying securities. If the Fund is not able to sell an option held in its portfolio, it would have to exercise the option to realize any profit and would incur transaction costs upon the purchase or sale of the underlying securities. Ownership of options involves the payment of premiums, which may adversely affect the Fund's performance.

**Passive Investment Risk.** The Fund invests in the securities included in, or representative of, its Index regardless of their investment merit. The Fund does not attempt to outperform its Index or take defensive positions in declining markets. As a result, the Fund's performance may be adversely affected by a general decline in the market segments relating to its Index. The returns from the types of securities in which the Fund invests may underperform returns from the various general securities markets or different asset classes. This may cause the Fund to underperform other investment vehicles that invest in different asset classes. Different types of securities (for example, large-, mid- and small-capitalization stocks) tend to go through cycles of doing better – or worse – than the general securities markets. In the past, these periods have lasted for as long as several years.

**Recent Market Events Risk.** U.S. and international markets have experienced and may continue to experience significant periods of volatility in recent years and months due to a number of economic, political and global macro factors including uncertainty regarding inflation and central banks' interest rate changes, the possibility of a national or global recession, trade tensions and tariffs, political events, armed conflict, war, and geopolitical conflict. These developments, as well as other events, could result in further market volatility and negatively affect financial asset prices, the liquidity of certain securities and the normal operations of securities exchanges and other markets, despite efforts to address market disruptions. As a result, the risk environment remains elevated. The Adviser will monitor developments and seek to manage the Fund in a manner consistent with achieving the Fund's investment objective, but there can be no assurance that they will be successful in doing so.

**Regulatory Risk.** Changes in the laws or regulations of the United States or other countries, including any changes to applicable tax laws and regulations, could impair the ability of the Fund to achieve its investment objective and could increase the operating expenses of the Fund.

**REIT Investment Risk.** Investments in REITs involve unique risks. REITs may have limited financial resources, may trade less frequently and in limited volume, and may be more volatile than other securities. In addition, to the extent the Fund holds interests in REITs, it is expected that investors in the Fund will bear two layers of asset-based management fees and expenses (directly at the Fund level and indirectly at the REIT level). The risks of investing in REITs include certain risks associated with the direct ownership of real estate and the real estate industry in general. These include risks related to general, regional and local economic conditions; fluctuations in interest rates and property tax rates; shifts in zoning laws, environmental regulations and other governmental action such as the exercise of eminent domain; cash flow dependency; increased operating expenses; lack of availability of mortgage funds; losses due to natural disasters; overbuilding; losses due to casualty or condemnation; changes in property values and rental rates; and other factors.

In addition to these risks, REITs are dependent upon management skills and generally may not be diversified. REITs are also subject to heavy cash flow dependency, defaults by borrowers and self-liquidation. In addition, REITs could possibly fail to qualify for the beneficial tax treatment available to REITs under the Internal Revenue Code of 1986, as amended (the "Code"), or to maintain their exemptions from registration under the Investment Company Act of 1940, as amended (the "1940 Act"). The Fund expects that dividends received from a REIT and distributed to Fund shareholders generally will be taxable to the shareholder as ordinary income, but may be taxable as return of capital. In the event of a default by a borrower or lessee, the REIT may experience delays in enforcing its rights as a mortgagee or lessor and may incur substantial costs associated with protecting investments. For more information regarding the regulation and taxation of REIT investments, please see the section in this Prospectus entitled "Taxation of REIT Investments" under "Dividends, Distributions, and Taxes."

**Sector Risk.** The Fund's investing approach may dictate an emphasis on certain sectors, industries, or sub-sectors of the market at any given time. To the extent the Fund invests more heavily in one sector, industry, or sub-sector of the market, it thereby presents a more concentrated risk and its performance will be especially sensitive to developments that significantly affect those sectors, industries, or sub-sectors. In addition, the value of Shares may change at different rates compared to the value of shares of a fund with investments in a more diversified mix of sectors and industries. An individual sector, industry, or sub-sector of the market may have above-average performance during particular periods, but may also move up and down more than the broader market. The several industries that constitute a sector may all react in the same way to economic, political or regulatory events. The Fund's performance could also be affected if the sectors, industries, or sub-sectors do not perform as expected. Alternatively, the lack of exposure to one or more sectors or industries may adversely affect performance.

- *Communication Sector Risk.* The Fund may invest significantly in companies in the communications sector, and therefore the performance of the Fund could be negatively impacted by events affecting this sector. Communication companies are particularly vulnerable to the potential obsolescence of products and services due to technological advancement and the innovation of competitors. Companies in the communications sector may also be affected by other competitive pressures, such as pricing competition, as well as research and development costs, substantial capital requirements and government regulation. Additionally, fluctuating domestic and international demand, shifting demographics and often unpredictable changes in consumer tastes can drastically affect a communication company's profitability. While all companies may be susceptible to network security breaches, certain companies in the communications sector may be particular targets of hacking and potential theft of proprietary or consumer information or disruptions in service, which could have a material adverse effect on their businesses.
- *Consumer Discretionary Sector Risk.* The Fund may emphasize its investments in companies in the consumer discretionary sector, and therefore the performance of the Fund could be negatively impacted by events affecting this sector. The success of consumer product manufacturers and retailers is tied closely to the performance of domestic and international economies, interest rates, exchange rates, competition, consumer confidence, changes in demographics and consumer preferences. Companies in the consumer discretionary sector depend heavily on disposable household income and consumer spending, and may be strongly affected by social trends and marketing campaigns. These companies may be subject to severe competition, which may have an adverse impact on their profitability.

- **Technology Sector Risk.** The Fund may invest in companies in the technology sector, and therefore the performance of the Fund could be negatively impacted by events affecting this sector. Market or economic factors impacting technology companies and companies that rely heavily on technological advances could have a significant effect on the value of the Fund's investments. The value of stocks of technology companies and companies that rely heavily on technology is particularly vulnerable to rapid changes in technology product cycles, rapid product obsolescence, government regulation and competition, both domestically and internationally, including competition from foreign competitors with lower production costs. Stocks of technology companies and companies that rely heavily on technology, especially those of smaller, less-seasoned companies, tend to be more volatile than the overall market. Technology companies are heavily dependent on patent and intellectual property rights, the loss or impairment of which may adversely affect profitability.

**Third Party Data Risk.** The composition of the Index, and consequently the Fund's portfolio, is heavily dependent on proprietary Third Party Data. When Third Party Data proves to be incorrect or incomplete, any decisions made in reliance thereon may lead to the inclusion or exclusion of securities from the Index that would have been excluded or included had the Third Party Data been correct and complete. If the composition of the Index reflects such errors, the Fund's portfolio can also be expected to reflect the errors.

**Tracking Error Risk.** As with all index funds, the performance of the Fund and its Index may differ from each other for a variety of reasons. For example, the Fund incurs operating expenses and portfolio transaction costs not incurred by its Index. In addition, the Fund may not be fully invested in the securities of its Index at all times or may hold securities not included in its Index. The use of sampling techniques may affect the Fund's ability to achieve close correlation with its Index. The Fund may use a representative sampling strategy to achieve its investment objective, if the Adviser believes it is in the best interest of the Fund, which generally can be expected to produce a greater non-correlation risk.

**U.S. Government Securities Risk.** Treasury obligations may differ in their interest rates, maturities, times of issuance and other characteristics. Obligations of U.S. Government agencies and authorities are supported by varying degrees of credit but generally are not backed by the full faith and credit of the U.S. Government. No assurance can be given that the U.S. Government will provide financial support to its agencies and authorities if it is not obligated by law to do so. In addition, the value of U.S. Government securities may be affected by changes in the credit rating of the U.S. Government.

**User Bias Risk.** The securities that comprise the Index are selected by retail investors holding SoFi Accounts, who may not be professional investors, may have no financial expertise, and may not do any research on the companies in which they invest prior to investing. In some cases, investment decisions made may be influenced by non-quantitative factors, including, without limitation, cognitive and emotional biases, resulting in the inclusion of certain securities in the Index which may underperform the market generally and result in lower returns for the Fund.

**Written Options Risk.** The Fund will incur a loss as a result of writing (selling) options (also referred to as a short position) if the price of the written option instrument increases in value between the date the Fund writes the option and the date on which the Fund purchases an offsetting position. The Fund's losses are potentially large in a written put transaction and potentially unlimited in a written call transaction. Because of the Fund's strategy of coupling written and purchased puts and call options with the same expiration date and different strike prices, the Fund expects that maximum potential loss for the Fund for any given credit spread is equal to the difference between the strike prices minus any net premium received. **Nonetheless, because up to 100% of the Fund's portfolio may be subject to this risk - the value of an investment in the Fund – could decline significantly and without warning, including to zero.**

## PORTFOLIO HOLDINGS INFORMATION

Information about each Fund's daily portfolio holdings is available on the Funds' website at [www.sofi.com/invest/etfs/](http://www.sofi.com/invest/etfs/). A complete description of the Funds' policies and procedures with respect to the disclosure of each Fund's portfolio holdings is available in the Funds' Statement of Additional Information ("SAI").

## MANAGEMENT

### Investment Adviser

Tidal Investments LLC, a Tidal Financial Group company, located at 234 West Florida Street, Suite 203, Milwaukee, Wisconsin 53204, is an SEC-registered investment adviser and a Delaware limited liability company. Tidal was founded in and has been managing investment companies since March 2012. Tidal is dedicated to understanding, researching and managing assets within the expanding ETF universe. As of May 31, 2025, Tidal had assets under management of approximately \$33.62 billion and served as the investment adviser or sub-adviser for 250 registered funds.

Tidal serves as investment adviser to the Funds, and has overall responsibility for the general management and administration of the Funds pursuant to an investment advisory agreement with the Trust, on behalf of the Funds (the "Advisory Agreement"). The Adviser is responsible for determining the securities purchased and sold by each Fund and trading portfolio securities for each Fund, including

selecting broker-dealers to execute purchase and sale transactions. The Adviser also arranges for sub-advisory, transfer agency, custody, fund administration, and all other related services necessary for the Funds to operate.

For the services it provides to the Funds, each Fund pays the Adviser a unitary management fee, which is calculated daily and paid monthly, at an annual rate based on the applicable Fund's average daily net assets as set forth in the table below.

<b>Name of Fund</b>	<b>Management Fee</b>	<b>Management Fee After Waiver</b>
SoFi Select 500 ETF	0.19%	0.05%
SoFi Next 500 ETF	0.19%	0.06%
SoFi Social 50 ETF	0.29%	0.29%
SoFi Enhanced Yield ETF	0.49%	0.49%

The Adviser has contractually agreed to waive a portion of its management fees for the SoFi Select 500 ETF and the SoFi Next 500 ETF until at least June 30, 2026, such that management fees do not exceed 0.05% and 0.06%, respectively, of the average daily net assets for the SoFi Select 500 ETF and SoFi Next 500 ETF. This agreement may be terminated only by, or with the consent of, the Board, on behalf of the applicable Fund, upon sixty (60) days' written notice to the Adviser. This Agreement may not be terminated by the Adviser without the consent of the Board. Prior to February 1, 2025, the Adviser waived the full management fee for each of the SoFi Select 500 ETF and SoFi Next 500 ETF since each Fund's inception.

For the fiscal year ended February 28, 2025, with respect to the SoFi Select 500 ETF and the SoFi Next 500 ETF, the Adviser did not receive management fees for each Fund net of fee waivers. For the fiscal year ended February 28, 2025, the Adviser received a management fee of 0.29% from the SoFi Social 50 ETF and 0.49% from the SoFi Enhanced Yield ETF.

Under the Advisory Agreement, in exchange for a single unitary management fee from each Fund, the Adviser has agreed to pay all expenses incurred by each Fund except for Excluded Expenses, and the unitary management fee payable to the Adviser.

Prior to January 1, 2025, ZEGA was the sub-adviser to the SoFi Enhanced Yield ETF. Effective January 1, 2025, the Adviser acquired the trading team previously employed by ZEGA. In connection with the transaction, ZEGA ceased operations as a registered investment adviser and resigned as sub-adviser. The Adviser assumed full management responsibilities for the SoFi Enhanced Yield ETF. Jay Pestrichelli, a key member of the SoFi Enhanced Yield ETF's portfolio management team, previously employed by ZEGA, continues to serve as a portfolio manager for the Fund, now as an employee of the Adviser.

A discussion regarding the basis for the Board's approval of the SoFi Select 500 ETF, SoFi Next 500 ETF, and SoFi Social 50 ETF's Advisory Agreement is available in the Funds' semi-annual report to shareholders on Form N-CSR for the fiscal period ended August 31, 2024. A discussion regarding the basis for the Board's approval of the SoFi Enhanced Yield ETF's Advisory Agreement is available in the Fund's annual report to shareholders on Form N-CSR for the fiscal year ended February 29, 2024.

## **Portfolio Managers**

The following individuals (each, a "Portfolio Manager") serve as portfolio managers of the Funds. Each Fund's portfolio manager has served as a portfolio manager of the Fund since its inception.

### *Jay Pestrichelli, Portfolio Manager for the Adviser (SoFi Enhanced Yield ETF)*

Mr. Pestrichelli joined the Adviser in 2025 and is Chief Trading Officer of the Adviser's ETF Trading and Portfolio Management team. Mr. Pestrichelli previously served as the Fund's portfolio manager as a portfolio manager of ZEGA, the Fund's former sub-adviser. Mr. Pestrichelli has over 30 years of experience in the financial markets. Prior to joining the Adviser, Mr. Pestrichelli co-founded ZEGA where he led the development and execution of ZEGA's investment strategies since its inception in 2011. He is also the author of the best-selling book "Buy & Hedge: The Five Iron Rules for Investing Over the Long Term." Prior to founding ZEGA, Mr. Pestrichelli spent 12 years managing and growing the online trading business for TD Ameritrade from 1999 to 2010. Mr. Pestrichelli has a Bachelor degree in Behavioral Science from Concordia College.

### *Charles A. Ragauss, CFA, Portfolio Manager for the Adviser (All Funds)*

Mr. Ragauss serves as Portfolio Manager of the Adviser, having joined the Adviser in September 2020. Mr. Ragauss previously served as Chief Operating Officer and in other roles at CSat Investment Advisory, L.P. from April 2016 to September 2020. Previously, Mr. Ragauss was Assistant Vice President at Huntington National Bank ("Huntington"), where he was Product Manager for the Huntington Funds and Huntington Strategy Shares ETFs, a combined fund complex of almost \$4 billion in assets under management. At Huntington,

he led ETF development bringing to market some of the first actively managed ETFs. Mr. Ragauss joined Huntington in 2010. Mr. Ragauss attended Grand Valley State University where he received his Bachelor of Business Administration in Finance and International Business, as well as a minor in French. He is a member of both the National and West Michigan CFA societies and holds the CFA designation.

*Qiao Duan, CFA, Portfolio Manager for the Adviser (SoFi Enhanced Yield ETF)*

Qiao Duan serves as Portfolio Manager at the Adviser, having joined the firm in October 2020. From February 2017 to October 2020, she was an execution Portfolio Manager at Exponential ETFs, where she managed research and analysis relating to all Exponential ETF strategies. Ms. Duan previously served as a portfolio manager for the Exponential ETFs from their inception in May 2019 until October 2020. Ms. Duan received a Master of Science in Quantitative Finance and Risk Management from the University of Michigan in 2016 and a Bachelor of Science in Mathematics and Applied Mathematics from Xiamen University in 2014. She holds the CFA designation.

CFA® is a registered trademark owned by the CFA Institute.

The Funds' SAI provides additional information about each portfolio manager's compensation structure, other accounts that each portfolio manager manages, and each portfolio manager's ownership of Shares.

## **FUND SPONSOR**

With respect to the Index ETFs, the Adviser has entered into an Agreement with SoFi, under which SoFi assumes the obligation of the Adviser to pay all expenses of the Funds, except Excluded Expenses (such expenses of the Funds, except Excluded Expenses, the "Unitary Expenses"). Although SoFi has agreed to be responsible for the Unitary Expenses, the Adviser retains the ultimate obligation to the Funds to pay such expenses. SoFi provides marketing support for the Funds, including hosting the Funds' website and preparing marketing materials related to the Funds. For these services and payments, SoFi is entitled to a fee, paid by the Adviser, based on the total management fee earned by the Adviser under the Advisory Agreement less the Unitary Expenses, a contractual fee retained by the Adviser and certain start-up costs. SoFi does not make investment decisions, provide investment advice, or otherwise act in the capacity of an investment adviser to the Funds.

With respect to the SoFi Enhanced Yield ETF, the Adviser has entered into an Agreement with SoFi and ZEGA, under which each of SoFi and ZEGA assume a portion of the obligation of the Adviser to pay all expenses of the Fund, except for Unitary Expenses. Although SoFi and ZEGA have agreed to be responsible for a portion of the Unitary Expenses, the Adviser retains the ultimate obligation to the Fund to pay such expenses. SoFi provides marketing support for the Fund, including hosting the Fund's website and preparing marketing materials related to the Fund. For SoFi's services and SoFi's and ZEGA's payments, each of SoFi and ZEGA is entitled to a fee, paid by the Adviser, based on the total management fee earned by the Adviser under the Advisory Agreement less the Unitary Expenses, a contractual fee retained by the Adviser and certain start-up costs. SoFi does not make investment decisions, provide investment advice, or otherwise act in the capacity of an investment adviser to the Fund.

SoFi also provided support to the Index Provider in developing the methodology used by each Index ETF's underlying Index to determine the securities included in such Index. However, SoFi is not involved in the maintenance of each such Index and does not act in the capacity of an index provider.

## **HOW TO BUY AND SELL SHARES**

Each Fund issues and redeems Shares only in Creation Units at the NAV per share next determined after receipt of an order from an AP. Only APs may acquire Shares directly from a Fund, and only APs may tender their Shares for redemption directly to a Fund, at NAV. APs must be a member or participant of a clearing agency registered with the SEC and must execute a Participant Agreement that has been agreed to by the Distributor (defined below), and that has been accepted by the Funds' transfer agent, with respect to purchases and redemptions of Creation Units. Once created, Shares trade in the secondary market in quantities less than a Creation Unit.

Most investors buy and sell Shares in secondary market transactions through brokers. Individual Shares are listed for trading on the secondary market on the Exchange and can be bought and sold throughout the trading day like other publicly traded securities.

When buying or selling Shares through a broker, you will incur customary brokerage commissions and charges, and you may pay some or all of the spread between the bid and the offer price in the secondary market on each leg of a round trip (purchase and sale) transaction. In addition, because secondary market transactions occur at market prices, you may pay more than NAV when you buy Shares, and receive less than NAV when you sell those Shares.

## **Book Entry**

Shares are held in book-entry form, which means that no stock certificates are issued. Depository Trust Company (“DTC”) or its nominee is the record owner of all outstanding Shares.

Investors owning Shares are beneficial owners as shown on the records of DTC or its participants. DTC serves as the securities depository for all Shares. DTC’s participants include securities brokers and dealers, banks, trust companies, clearing corporations and other institutions that directly or indirectly maintain a custodial relationship with DTC. As a beneficial owner of Shares, you are not entitled to receive physical delivery of stock certificates or to have Shares registered in your name, and you are not considered a registered owner of Shares. Therefore, to exercise any right as an owner of Shares, you must rely upon the procedures of DTC and its participants. These procedures are the same as those that apply to any other securities that you hold in book-entry or “street name” through your brokerage account.

## **Frequent Purchases and Redemptions of Shares**

The Funds impose no restrictions on the frequency of purchases and redemptions of Shares. In determining not to approve a written, established policy, the Board evaluated the risks of market timing activities by Fund shareholders. Purchases and redemptions by APs, who are the only parties that may purchase or redeem Shares directly with the Funds, are an essential part of the ETF process and help keep Share trading prices in line with the NAV. As such, the Funds accommodate frequent purchases and redemptions by APs. However, the Board has also determined that frequent purchases and redemptions for cash may increase tracking error and portfolio transaction costs and may lead to the realization of capital gains. To minimize these potential consequences of frequent purchases and redemptions, the Funds employ fair value pricing and may impose transaction fees on purchases and redemptions of Creation Units to cover the custodial and other costs incurred by the Funds in effecting trades. In addition, the Funds and the Adviser reserve the right to reject any purchase order at any time.

## **Determination of Net Asset Value**

Each Fund’s NAV is calculated as of the scheduled close of regular trading on the New York Stock Exchange (“NYSE”), generally 4:00 p.m. Eastern Time, each day the NYSE is open for business. The NAV for each Fund is calculated by dividing the Fund’s net assets by its Shares outstanding.

In calculating its NAV, each Fund generally values its assets on the basis of market quotations, last sale prices, or estimates of value furnished by a pricing service or brokers who make markets in such instruments. The values of non-U.S. dollar denominated securities are converted to U.S. dollars using foreign currency exchange rates generally determined as of 4:00 p.m., London time. If such information is not available for a security or other asset held by a Fund or is determined to be unreliable, the security or other asset will be valued at fair value estimates under guidelines established by the Trust and the Adviser (as described below).

## **Fair Value Pricing**

Consistent with Rule 2a-5 under the 1940 Act, the Trust and the Adviser have adopted procedures and methodologies wherein the Adviser, serving as the Funds’ Valuation Designee (as defined in Rule 2a-5), determines the fair value of Fund investments whose market prices are not “readily available” or are deemed to be unreliable. For example, such circumstances may arise when: (i) an investment has been delisted or has had its trading halted or suspended; (ii) an investment’s primary pricing source is unable or unwilling to provide a price; (iii) an investment’s primary trading market is closed during regular market hours; or (iv) an investment’s value is materially affected by events occurring after the close of the investment’s primary trading market. Generally, when fair valuing an investment, the Valuation Designee will take into account all reasonably available information that may be relevant to a particular valuation including, but not limited to, fundamental analytical data regarding the issuer, information relating to the issuer’s business, recent trades or offers of the investment, general and/or specific market conditions, and the specific facts giving rise to the need to fair value the investment. Fair value determinations are made in good faith and in accordance with the Adviser’s fair value methodologies, subject to oversight by the Board. Due to the subjective and variable nature of fair value pricing, there can be no assurance that the Adviser will be able to obtain the fair value assigned to the investment upon the sale of such investment.

## **Investments by Other Registered Investment Companies in the Funds**

Section 12(d)(1) of the 1940 Act restricts investments by registered investment companies in the securities of other investment companies, including Shares. Registered investment companies are permitted to invest in the Funds beyond the limits set forth in Section 12(d)(1), subject to certain terms and conditions set forth by rule under the 1940 Act, including that such investment companies enter into an agreement with the Funds.



## **Delivery of Shareholder Documents – Householding**

Householding is an option available to certain investors of the Funds. Householding is a method of delivery, based on the preference of the individual investor, in which a single copy of certain shareholder documents can be delivered to investors who share the same address, even if their accounts are registered under different names. Householding for the Funds is available through certain broker-dealers. If you are interested in enrolling in householding and receiving a single copy of prospectuses and other shareholder documents, please contact your broker-dealer. If you are currently enrolled in householding and wish to change your householding status, please contact your broker-dealer.

## **DIVIDENDS, DISTRIBUTIONS, AND TAXES**

### **Dividends and Distributions**

The SoFi Select 500 ETF, SoFi Next 500 ETF and SoFi Social 50 ETF each intend to pay out dividends and interest income, if any, at least semi-annually, and distribute any net realized capital gains to its shareholders at least annually. The SoFi Enhanced Yield ETF intends to pay out dividends and interest income, if any, monthly, and distribute any net realized capital gains to its shareholders at least annually. Each Fund will declare and pay income and capital gain distributions, if any, in cash. Distributions in cash may be reinvested automatically in additional whole Shares only if the broker through whom you purchased Shares makes such option available. Your broker is responsible for distributing the income and capital gain distributions to you.

### **Taxes**

The following discussion is a summary of some important U.S. federal income tax considerations generally applicable to investments in the Funds. Your investment in a Fund may have other tax implications. Please consult your tax advisor about the tax consequences of an investment in Shares, including the possible application of foreign, state, and local tax laws.

Each Fund intends to qualify each year for treatment as a regulated investment company (a “RIC”) under the Code. If it meets certain minimum distribution requirements, a RIC is not subject to tax at the fund level on income and gains from investments that are timely distributed to shareholders. However, a Fund’s failure to qualify as a RIC or to meet minimum distribution requirements would result (if certain relief provisions were not available) in fund-level taxation and, consequently, a reduction in income available for distribution to shareholders.

Unless your investment in Shares is made through a tax-exempt entity or tax-advantaged account, such as an IRA plan, you need to be aware of the possible tax consequences when a Fund makes distributions, when you sell your Shares listed on the Exchange, and when you purchase or redeem Creation Units (institutional investors only).

The following general discussion of certain U.S. federal income tax consequences is based on provisions of the Code and the regulations issued thereunder as in effect on the date of this Prospectus. New legislation, as well as administrative changes or court decisions, may significantly change the conclusions expressed herein, and may have a retroactive effect with respect to the transactions contemplated herein.

### **Taxes on Distributions**

For federal income tax purposes, distributions of net investment income are generally taxable to shareholders as ordinary income or qualified dividend income. Taxes on distributions of net capital gains (if any) are determined by how long a Fund owned the investments that generated them, rather than how long a shareholder has owned their Shares. Sales of assets held by a Fund for more than one year generally result in long-term capital gains and losses, and sales of assets held by such Fund for one year or less generally result in short-term capital gains and losses. Distributions of a Fund’s net capital gain (the excess of net long-term capital gains over net short-term capital losses) that are reported by such Fund as capital gain dividends (“Capital Gain Dividends”) will be taxable to shareholders as long-term capital gains. Distributions of short-term capital gain will generally be taxable to shareholders as ordinary income. Dividends and distributions are generally taxable to you whether you receive them in cash or reinvest them in additional Shares.

Distributions reported by a Fund as “qualified dividend income” are generally taxed to non-corporate shareholders at rates applicable to long-term capital gains, provided certain holding period and other requirements are met. “Qualified dividend income” generally is income derived from dividends paid by U.S. corporations or certain foreign corporations that are either incorporated in a U.S. possession or eligible for tax benefits under certain U.S. income tax treaties. In addition, dividends that a Fund receives in respect of stock of certain foreign corporations may be qualified dividend income if that stock is readily tradable on an established U.S. securities market. Corporate shareholders may be entitled to a dividends-received deduction for the portion of dividends they receive from a Fund that are attributable to dividends received by the Fund from U.S. corporations, subject to certain limitations.

Shortly after the close of each calendar year, you will be informed of the character of any distributions received from a Fund.

In addition to the federal income tax, certain individuals, trusts, and estates may be subject to a Net Investment Income (“NII”) tax of 3.8%. The NII tax is imposed on the lesser of: (i) a taxpayer’s investment income, net of deductions properly allocable to such income; or (ii) the amount by which such taxpayer’s modified adjusted gross income exceeds certain thresholds (\$250,000 for married individuals filing jointly, \$200,000 for unmarried individuals and \$125,000 for married individuals filing separately). A Fund’s distributions are includable in a shareholder’s investment income for purposes of this NII tax. In addition, any capital gain realized by a shareholder upon a sale or redemption of Fund shares is includable in such shareholder’s investment income for purposes of this NII tax.

In general, your distributions are subject to federal income tax for the year in which they are paid. Certain distributions paid in January, however, may be treated as paid on December 31 of the prior year. Distributions are generally taxable even if they are paid from income or gains earned by a Fund before your investment (and thus were included in the Shares’ NAV when you purchased your Shares).

You may wish to avoid investing in a Fund shortly before a dividend or other distribution, because such a distribution will generally be taxable to you even though it may economically represent a return of a portion of your investment.

If you are neither a resident nor a citizen of the United States or if you are a foreign entity, distributions (other than Capital Gain Dividends) paid to you by a Fund will generally be subject to a U.S. withholding tax at the rate of 30%, unless a lower treaty rate applies. A Fund may, under certain circumstances, report all or a portion of a dividend as an “interest-related dividend” or a “short-term capital gain dividend,” which would generally be exempt from this 30% U.S. withholding tax, provided certain other requirements are met.

Under the Foreign Account Tax Compliance Act (“FATCA”), a Fund may be required to withhold a generally nonrefundable 30% tax on (i) distributions of investment company taxable income and (ii) distributions of net capital gain and the gross proceeds of a sale or redemption of Fund shares paid to (A) certain “foreign financial institutions” unless such foreign financial institution agrees to verify, monitor, and report to the Internal Revenue Service (“IRS”) the identity of certain of its account-holders, among other items (or unless such entity is otherwise deemed compliant under the terms of an intergovernmental agreement between the United States and the foreign financial institution’s country of residence), and (B) certain “non-financial foreign entities” unless such entity certifies to the Fund that it does not have any substantial U.S. owners or provides the name, address, and taxpayer identification number of each substantial U.S. owner, among other items. In December 2018, the IRS and Treasury Department released proposed Treasury Regulations that would eliminate FATCA withholding on Fund distributions of net capital gain and the gross proceeds from a sale or redemption of Fund shares. Although taxpayers are entitled to rely on these proposed Treasury Regulations until final Treasury Regulations are issued, these proposed Treasury Regulations have not been finalized, may not be finalized in their proposed form, and are potentially subject to change. This FATCA withholding tax could also affect a Fund’s return on its investments in foreign securities or affect a shareholder’s return if the shareholder holds its Fund shares through a foreign intermediary. You are urged to consult your tax adviser regarding the application of this FATCA withholding tax to your investment in a Fund and the potential certification, compliance, due diligence, reporting, and withholding obligations to which you may become subject in order to avoid this withholding tax.

Each Fund (or a financial intermediary, such as a broker, through which a shareholder owns Shares) generally is required to withhold and remit to the U.S. Treasury a percentage of the taxable distributions and sale or redemption proceeds paid to any shareholder who fails to properly furnish a correct taxpayer identification number, who has underreported dividend or interest income, or who fails to certify that they are not subject to such withholding.

### **Taxes When Shares are Sold on the Exchange**

Any capital gain or loss realized upon a sale of Shares generally is treated as a long-term capital gain or loss if Shares have been held for more than one year and as a short-term capital gain or loss if Shares have been held for one year or less. However, any capital loss on a sale of Shares held for six months or less is treated as long-term capital loss to the extent of Capital Gain Dividends paid with respect to such Shares. Any loss realized on a sale will be disallowed to the extent Shares of a Fund are acquired, including through reinvestment of dividends, within a 61-day period beginning 30 days before and ending 30 days after the sale of substantially identical Shares.

### **Taxes on Purchases and Redemptions of Creation Units**

An AP having the U.S. dollar as its functional currency for U.S. federal income tax purposes who exchanges securities for Creation Units generally recognizes a gain or a loss. The gain or loss will be equal to the difference between the value of the Creation Units at the time of the exchange and the exchanging AP’s aggregate basis in the securities delivered plus the amount of any cash paid for the Creation Units. An AP who exchanges Creation Units for securities will generally recognize a gain or loss equal to the difference between the exchanging AP’s basis in the Creation Units and the aggregate U.S. dollar market value of the securities received, plus any cash received for such Creation Units. The IRS may assert, however, that a loss that is realized upon an exchange of securities for Creation Units may not be currently deducted under the rules governing “wash sales” (for an AP who does not mark-to-market their holdings) or on the basis that there has been no significant change in economic position. Persons exchanging securities should consult their own tax advisor with respect to whether wash sale rules apply and when a loss might be deductible.

Any capital gain or loss realized upon redemption of Creation Units is generally treated as long-term capital gain or loss if Shares comprising the Creation Units have been held for more than one year and as a short-term capital gain or loss if such Shares have been held for one year or less.

A Fund may include a payment of cash in addition to, or in place of, the delivery of a basket of securities upon the redemption of Creation Units. A Fund may sell portfolio securities to obtain the cash needed to distribute redemption proceeds. This may cause a Fund to recognize investment income and/or capital gains or losses that it might not have recognized if it had completely satisfied the redemption in-kind. As a result, a Fund may be less tax efficient if it includes such a cash payment in the proceeds paid upon the redemption of Creation Units.

### **Taxation of REIT Investments**

In general, qualified REIT dividends that an investor receives directly from a REIT are automatically eligible for the 20% qualified business income deduction. The IRS has issued final Treasury Regulations that permit a dividend or part of a dividend paid by a RIC and reported as a “section 199A dividend” to be treated by the recipient as a qualified REIT dividend for purposes of the 20% qualified business income deduction, if certain holding period and other requirements have been satisfied by the recipient with respect to its Fund shares. Under current law, the Code Section 199A 20% deduction for qualified business income and qualified REIT dividends is scheduled to sunset on December 31, 2025. However, it is possible that Congress will take action to extend the provision.

### **Foreign Investments by a Fund**

Interest and other income received by a Fund with respect to foreign securities may give rise to withholding and other taxes imposed by foreign countries. Tax treaties or conventions between certain countries and the United States may reduce or eliminate such taxes. If as of the close of a taxable year more than 50% of the value of a Fund’s assets consists of certain foreign stock or securities, such Fund will be eligible to elect to “pass through” to investors the amount of certain qualifying foreign income and similar taxes paid by such Fund during that taxable year. This means that investors would be considered to have received as additional income their respective shares of such foreign taxes, but may be entitled to either a corresponding tax deduction in calculating taxable income, or, subject to certain limitations, a credit in calculating federal income tax. If a Fund does not so elect, such Fund will be entitled to claim a deduction for certain foreign taxes incurred by such Fund. A Fund (or its administrative agent) will notify you if it makes such an election and provide you with the information necessary to reflect foreign taxes paid on your income tax return.

### **Important Tax Considerations When Purchasing Fund Shares**

If you are investing through a taxable account, you should carefully consider the timing of your investment relative to a Fund’s distribution schedule. Purchasing Fund shares shortly before a distribution may increase your tax liability, a situation commonly referred to as “buying a dividend.”

When a Fund makes a distribution, its share price typically drops by an amount roughly equal to the distribution. As a hypothetical example, if you invest \$5,000 to purchase 250 shares at \$20 per share on December 15, and the Fund pays a \$1 per share distribution on December 16, the share price would adjust to \$19 (ignoring market fluctuations). Although your total investment value remains \$5,000 (250 shares × \$19 in share value plus 250 shares × \$1 distribution), you would owe taxes on the \$250 distribution, even if you reinvest the distribution rather than receiving it in cash.

Distributions are taxable to shareholders even if they are paid from income or gains realized by a Fund before you invested, and even if they were reflected in the purchase price of the shares. Consequently, you may incur taxes on income or gains that accrued before your investment, without corresponding benefit.

Unless you are investing through a tax-advantaged account, such as an IRA or an employer-sponsored retirement plan, you may wish to avoid purchasing Fund shares shortly before a distribution. You can minimize the potential tax impact by reviewing the relevant Fund’s distribution schedule prior to investing. Information about the Funds’ distribution schedule can be found on the Funds’ website at [www.sofi.com/invest/etfs](http://www.sofi.com/invest/etfs).

*The foregoing discussion summarizes some of the possible consequences under current federal tax law of an investment in each Fund. It is not a substitute for personal tax advice. You also may be subject to foreign, state and local tax on Fund distributions and sales of Shares. Consult your personal tax advisor about the potential tax consequences of an investment in Shares under all applicable tax laws. For more information, please see the section titled “Federal Income Taxes” in the SAI.*

## **DISTRIBUTION**

Foreside Fund Services, LLC, a wholly owned subsidiary of Foreside Financial Group (dba ACA Group) (the “Distributor”), the Funds’ distributor, is a broker-dealer registered with the SEC. The Distributor distributes Creation Units for the Funds on an agency basis and does not maintain a secondary market in Shares. The Distributor has no role in determining the policies of the Funds or the securities that are purchased or sold by the Funds. The Distributor’s principal address is Three Canal Plaza, Suite 100, Portland, Maine 04101.

The Board has adopted a Distribution (Rule 12b-1) Plan (the “Plan”) pursuant to Rule 12b-1 under the 1940 Act. In accordance with the Plan, each Fund is authorized to pay an amount up to 0.25% of its average daily net assets each year to pay distribution fees for the sale and distribution of its Shares.

No Rule 12b-1 fees are currently paid by the Funds, and there are no plans to impose these fees. However, in the event Rule 12b-1 fees are charged in the future, because the fees are paid out of Fund assets on an ongoing basis, over time these fees will increase the cost of your investment and may cost you more than certain other types of sales charges.

## **PREMIUM/DISCOUNT INFORMATION**

Information regarding how often Shares of a Fund traded on the Exchange at a price above (i.e., at a premium) or below (i.e., at a discount) the NAV of the applicable Fund can be found on the Funds’ website at [www.sofi.com/invest/etfs/](http://www.sofi.com/invest/etfs/).

## **ADDITIONAL NOTICES**

Shares are not sponsored, endorsed, or promoted by the Exchange. The Exchange is not responsible for, nor has it participated in the determination of, the timing, prices, or quantities of Shares to be issued, nor in the determination or calculation of the equation by which Shares are redeemable. The Exchange has no obligation or liability to owners of Shares in connection with the administration, marketing, or trading of Shares.

Without limiting any of the foregoing, in no event shall the Exchange have any liability for any lost profits or indirect, punitive, special, or consequential damages even if notified of the possibility thereof.

The Adviser and each Fund make no representation or warranty, express or implied, to the owners of Shares or any member of the public regarding the advisability of investing in securities generally or in the Funds particularly.

Delaware law permits the governing documents of a statutory trust to expand, restrict or eliminate the fiduciary duties that trustees, shareholders or other persons might otherwise be subject to, and replace them with the standards set forth in the Trust’s governing documents.

The Trust’s Declaration of Trust provides that the Trustees shall not be subject to the fiduciary duties except as set forth in the Declaration of Trust. The foregoing relates specifically to Delaware laws. Nothing in the Declaration of Trust modifying, restricting or eliminating the duties or liabilities of trustees shall apply to, or in any way limit, the duties (including state law fiduciary duties of loyalty and care) or liabilities of such persons with respect to matters arising under the federal securities laws.

## **FINANCIAL HIGHLIGHTS**

The Financial Highlights tables are intended to help you understand each Fund’s financial performance for the periods indicated. Certain information reflects financial results for a single Fund share. The total return in the table represents the rate that an investor would have earned or lost on an investment in a Fund (assuming reinvestment of all dividends and distributions). This information has been audited by Tait, Weller & Baker LLP, the Funds’ independent registered public accounting firm, whose report, along with each Fund’s financial statements, is included in the Funds’ annual report on Form N-CSR, which is available upon request.

## Financial Highlights

## SoFi Select 500 ETF

For a share outstanding throughout the years presented

	Year ended February 28, 2025	Year ended February 29, 2024	Year ended February 28, 2023	Year ended February 28, 2022	Year ended February 28, 2021
<b>PER SHARE DATA:<sup>(a)</sup></b>					
Net asset value, beginning of year	\$ 90.35	\$ 69.85	\$ 78.65	\$ 69.70	\$ 51.90
<b>INVESTMENT OPERATIONS:</b>					
Net investment income <sup>(b)</sup>	1.10	1.25	1.18	0.93	0.88
Net realized and unrealized gain (loss) on investments <sup>(c)</sup>	19.33	20.43	(8.91)	8.81	17.74
Total from investment operations	20.43	21.68	(7.73)	9.74	18.62
<b>LESS DISTRIBUTIONS FROM:</b>					
Net investment income	(1.07)	(1.18)	(1.07)	(0.79)	(0.82)
Net realized gains	—	—	—	—	(0.00) <sup>(d)</sup>
Total distributions	(1.07)	(1.18)	(1.07)	(0.79)	(0.82)
Net asset value, end of year	\$ 109.71	\$ 90.35	\$ 69.85	\$ 78.65	\$ 69.70
<b>TOTAL RETURN</b>	22.66%	31.30%	-9.78%	13.89%	36.04%
<b>SUPPLEMENTAL DATA AND RATIOS:</b>					
Net assets, end of year (in thousands)	\$ 510,129	\$ 669,522	\$ 425,968	\$ 380,646	\$ 177,070
Ratio of expenses to average net assets:					
Before expense reimbursement/recoupment	0.19%	0.19%	0.19%	0.19%	0.19%
After expense reimbursement/recoupment	0.00% <sup>(e)</sup>	—%	—%	—%	—%
Ratio of net investment income (loss) to average net assets:					
Before expense reimbursement/recoupment	0.89%	1.40%	1.48%	0.96%	1.25%
After expense reimbursement/recoupment	1.08%	1.59%	1.67%	1.15%	1.44%
Portfolio turnover rate <sup>(f)</sup>	29%	16%	17%	9%	26%

- (a) During the year ended February 28, 2025, the Fund effected the following reverse stock split: October 1, 2024, 1 for 5. All historical per share information has been retroactively adjusted to reflect this reverse stock split.
- (b) Net investment income per share has been calculated based on average shares outstanding during the years.
- (c) Realized and unrealized gains and losses per share in the caption are balancing amounts necessary to reconcile the change in net asset value per share for the years, and may not reconcile with the aggregate gains and losses in the Statements of Operations due to share transactions for the years.
- (d) Amount represents less than \$0.005 per share.
- (e) Amount represents less than 0.005%.
- (f) Portfolio turnover rate excludes in-kind transactions.

## Financial Highlights

## SoFi Next 500 ETF

For a share outstanding throughout the years presented

	Year ended February 28, 2025	Year ended February 29, 2024	Year ended February 28, 2023	Year ended February 28, 2022	Year ended February 28, 2021
<b>PER SHARE DATA:</b>					
Net asset value, beginning of year	\$ 13.37	\$ 11.86	\$ 13.25	\$ 13.31	\$ 9.62
<b>INVESTMENT OPERATIONS:</b>					
Net investment income <sup>(a)</sup>	0.19	0.19	0.19	0.15	0.16
Net realized and unrealized gain (loss) on investments <sup>(b)</sup>	1.15	1.51	(1.41)	(0.08)	3.67
Total from investment operations	1.34	1.70	(1.22)	0.07	3.83
<b>LESS DISTRIBUTIONS FROM:</b>					
Net investment income	(0.18)	(0.19)	(0.17)	(0.13)	(0.14)
Net realized gains	—	—	—	—	(0.00) <sup>(c)</sup>
Total distributions	(0.18)	(0.19)	(0.17)	(0.13)	(0.14)
Net asset value, end of year	\$ 14.53	\$ 13.37	\$ 11.86	\$ 13.25	\$ 13.31
<b>TOTAL RETURN</b>	10.10%	14.47%	-9.06%	0.45%	40.17%
<b>SUPPLEMENTAL DATA AND RATIOS:</b>					
Net assets, end of year (in thousands)	\$ 27,602	\$ 75,520	\$ 53,964	\$ 49,008	\$ 24,619
Ratio of expenses to average net assets:					
Before expense reimbursement/recoupment	0.19%	0.19%	0.19%	0.19%	0.19%
After expense reimbursement/recoupment	0.00% <sup>(d)</sup>	—%	—%	—%	—%
Ratio of net investment income (loss) to average net assets					
Before expense reimbursement/recoupment	1.15%	1.39%	1.43%	0.85%	1.29%
After expense reimbursement/recoupment	1.34%	1.58%	1.62%	1.04%	1.48%
Portfolio turnover rate <sup>(e)</sup>	27%	31%	38%	27%	53%

(a) Net investment income per share has been calculated based on average shares outstanding during the years.

(b) Realized and unrealized gains and losses per share in the caption are balancing amounts necessary to reconcile the change in net asset value per share for the years, and may not reconcile with the aggregate gains and losses in the Statements of Operations due to share transactions for the years.

(c) Amount represents less than \$0.005 per share.

(d) Amount represents less than 0.005%.

(e) Portfolio turnover rate excludes in-kind transactions.

## Financial Highlights

## SoFi Social 50 ETF

For a share outstanding throughout the years presented

	Year ended February 28, 2025	Year ended February 29, 2024	Year ended February 28, 2023	Year ended February 28, 2022	Year ended February 28, 2021
<b>PER SHARE DATA:</b>					
Net asset value, beginning of year	\$ 32.03	\$ 22.82	\$ 31.60	\$ 29.38	\$ 18.73
<b>INVESTMENT OPERATIONS:</b>					
Net investment income <sup>(a)</sup>	0.14	0.37	0.31	0.11	0.12
Net realized and unrealized gain (loss) on investments <sup>(b)</sup>	9.91	9.35	(8.86)	2.21	10.64
Total from investment operations	10.05	9.72	(8.55)	2.32	10.76
<b>LESS DISTRIBUTIONS FROM:</b>					
Net investment income	(0.14)	(0.51)	(0.23)	(0.10)	(0.11)
Total distributions	(0.14)	(0.51)	(0.23)	(0.10)	(0.11)
Net asset value, end of year	\$ 41.94	\$ 32.03	\$ 22.82	\$ 31.60	\$ 29.38
<b>TOTAL RETURN</b>	31.41%	42.96%	-26.98%	7.85%	57.67%
<b>SUPPLEMENTAL DATA AND RATIOS:</b>					
Net assets, end of year (in thousands)	\$ 24,326	\$ 17,296	\$ 13,692	\$ 20,542	\$ 11,751
Ratio of expenses to average net assets	0.29%	0.29%	0.29%	0.29%	0.29%
Ratio of net investment income (loss) to average net assets	0.38%	1.38%	1.24%	0.31%	0.52%
Portfolio turnover rate <sup>(c)</sup>	48%	42%	96%	62%	414%

(a) Net investment income per share has been calculated based on average shares outstanding during the years.

(b) Realized and unrealized gains and losses per share in the caption are balancing amounts necessary to reconcile the change in net asset value per share for the years, and may not reconcile with the aggregate gains and losses in the Statements of Operations due to share transactions for the years.

(c) Portfolio turnover rate excludes in-kind transactions.

## Financial Highlights

## SoFi Enhanced Yield ETF

For a share outstanding throughout the periods presented

	Year ended February 28, 2025	Period ended February 29, 2024 <sup>(a)</sup>
<b>PER SHARE DATA:</b>		
Net asset value, beginning of period	\$ 20.06	\$ 20.00
<b>INVESTMENT OPERATIONS:</b>		
Net investment income <sup>(b)</sup>	0.76	0.26
Net realized and unrealized gain (loss) on investments <sup>(c)</sup>	0.64	0.26
Total from investment operations	1.40	0.52
<b>LESS DISTRIBUTIONS FROM:</b>		
Net investment income	(0.78)	(0.46)
Return of capital	(1.64)	—
Total distributions	(2.42)	(0.46)
ETF transaction fees per share	0.01	0.00 <sup>(f)</sup>
Net asset value, end of period	\$ 19.05	\$ 20.06
<b>TOTAL RETURN<sup>(d)</sup></b>	7.53%	2.64%
<b>SUPPLEMENTAL DATA AND RATIOS:</b>		
Net assets, end of period (in thousands)	\$ 49,061	\$ 10,029
Ratio of expenses to average net assets <sup>(e)</sup>	0.61%	0.49%
Ratio of broker fee expense to average net assets <sup>(e)</sup>	0.12%	—%
Ratio of operational expenses to average net assets excluding broker fee expense <sup>(e)</sup>	0.49%	—%
Ratio of net investment income (loss) to average net assets <sup>(e)(g)</sup>	3.93%	4.50%
Portfolio turnover rate <sup>(d)(h)</sup>	330%	8%

(a) Inception date of the Fund was November 14, 2023.

(b) Net investment income per share has been calculated based on average shares outstanding during the periods.

(c) Realized and unrealized gains and losses per share in the caption are balancing amounts necessary to reconcile the change in net asset value per share for the periods, and may not reconcile with the aggregate gains and losses in the Statements of Operations due to share transactions for the periods.

(d) Not annualized for periods less than one year.

(e) Annualized for periods less than one year.

(f) Amount represents less than \$0.005 per share.

(g) The net investment income ratio includes broker fee expense. The impact of broker fee expense is 0.12%.

(h) Portfolio turnover rate excludes in-kind transactions.



**SoFi Select 500 ETF**  
**SoFi Next 500 ETF**  
**SoFi Social 50 ETF**  
**SoFi Enhanced Yield ETF**

<b>Adviser</b>	<b>Tidal Investments LLC</b> 234 West Florida Street, Suite 203 Milwaukee, Wisconsin 53204	<b>Administrator</b>	<b>Tidal ETF Services LLC</b> 234 West Florida Street, Suite 203 Milwaukee, Wisconsin 53204
<b>Custodian</b>	<b>U.S. Bank National Association</b> 1555 North River Center Drive Milwaukee, Wisconsin 53212	<b>Distributor</b>	<b>Foreside Fund Services, LLC</b> Three Canal Plaza, Suite 100 Portland, Maine 04101
<b>Sub-Administrator, Fund Accountant, and Transfer Agent</b>	<b>U.S. Bancorp Fund Services, LLC</b> 615 East Michigan Street Milwaukee, Wisconsin 53202	<b>Independent Registered Public Accounting Firm</b>	<b>Tait, Weller &amp; Baker LLP</b> Two Liberty Place 50 S. 16 <sup>th</sup> Street Philadelphia, Pennsylvania 19102
		<b>Legal Counsel</b>	<b>Godfrey &amp; Kahn, S.C.</b> 833 East Michigan Street, Suite 1800 Milwaukee, Wisconsin 53202

Investors may find more information about the Funds in the following documents:

**Statement of Additional Information:** The Funds' SAI provides additional details about the investments of the Funds and certain other additional information. A current SAI dated June 27, 2025, as supplemented from time to time, is on file with the SEC and is herein incorporated by reference into this Prospectus. It is legally considered a part of this Prospectus.

**Annual/Semi-Annual Reports:** Additional information about each Fund's investments is available in the Funds' annual and semi-annual reports to shareholders and in Form N-CSR. In the annual report you will find a discussion of the market conditions and investment strategies that significantly affected each Fund's performance during the Fund's prior fiscal year or period. In form N-CSR you will find each Fund's annual and semi-annual financial statements.

You can request free copies of these documents, request other information, such as each Fund's Financial Statements or make general inquiries about the Funds by contacting the Funds at SoFi ETFs, c/o U.S. Bank Global Fund Services, P.O. Box 219252, Kansas City, MO 64121-9252 or calling (877) 358-0096.

Shareholder reports, the Funds' current Prospectus and SAI and other information about the Funds, such as the Funds' financial statements, are also available:

- Free of charge from the SEC's EDGAR database on the SEC's website at <http://www.sec.gov>; or
- Free of charge from the Funds' Internet website at [www.sofi.com/invest/etfs/](http://www.sofi.com/invest/etfs/); or
- For a duplicating fee, by e-mail request to [publicinfo@sec.gov](mailto:publicinfo@sec.gov).